

## 4 STEPS FOR KIDS



# Child Passenger Safety

A PARENT'S PRIMER









## GROWING UP SAFE:

It's a four-step process.

As children grow, how they sit in your car, truck or SUV should change. Save your child from injury or death by observing all four steps:



**NHTSA**  
People Saving People  
[www.nhtsa.dot.gov](http://www.nhtsa.dot.gov)

1	<b>REAR-FACING INFANT SEATS</b>		<i>in the back seat from birth to at least one year old and at least 20 pounds</i>		INFANT
2	<b>FORWARD-FACING TODDLER SEATS</b>		<i>in the back seat from age one and 20 pounds to about age four and 40 pounds</i>		TODDLER
3	<b>BOOSTER SEATS</b>		<i>in the back seat from about age four to at least age eight, unless 4'9"</i>		BOOSTER
4	<b>SAFETY BELTS</b>		<i>in the back seat at age eight or older or taller than 4'9".</i>		SAFETY BELT

**REMEMBER: All children age 12 and under should ride in the back seat.**

# Get Help!

## ON THE WEB

Go to [www.nhtsa.dot.gov](http://www.nhtsa.dot.gov) and choose Child Passenger Safety from the menu or click on the child safety seat logo.

The site includes child safety seat installation tips, product ratings, recalls, and other useful information.

## NEAR YOU

A certified child passenger safety technician can check your installation and answer questions. To find a technician or an inspection station near you, go to [www.nhtsa.dot.gov](http://www.nhtsa.dot.gov), click on the child safety seat logo, and

then click on Child Safety Seat Inspections or go to [www.seatcheck.org](http://www.seatcheck.org).

## BY PHONE

For more information about child safety seats, booster seats, inspection/fitting stations in your area, safety belts, air bags, and other highway safety issues, call the DOT Auto Safety Hotline at 1-888-DASH-2-DOT (1-888-327-4236).

