

---

## **Appendix 4**

# **Local Public Health System Assessment**

---

# Local Public Health System Assessment

The Local Public Health System Assessment uses a survey tool from the National Public Health Performance Standards Program. The survey tool was completed by local public health system stakeholders, including the Imperial County Community Health Assessment & Improvement Plan Steering Committee, Imperial County Public Health Department staff and other community partners. The primary purpose of the assessment is to promote continuous improvement that will result in positive outcomes for local public health system performance.

## Ten Essential Public Health Services

The Ten Essential Public Health Services provide a working definition of public health and a guiding framework for the responsibilities of local public health systems. They were developed by the Centers for Disease Control and Prevention (CDC) and the Core Public Health Functions Steering Committee in 1994. The Local Public Health System Assessment asks questions about how a community provides each essential using a series of “model standards” for each service. There are thirty model standards evaluated with a series of questions for each standard.

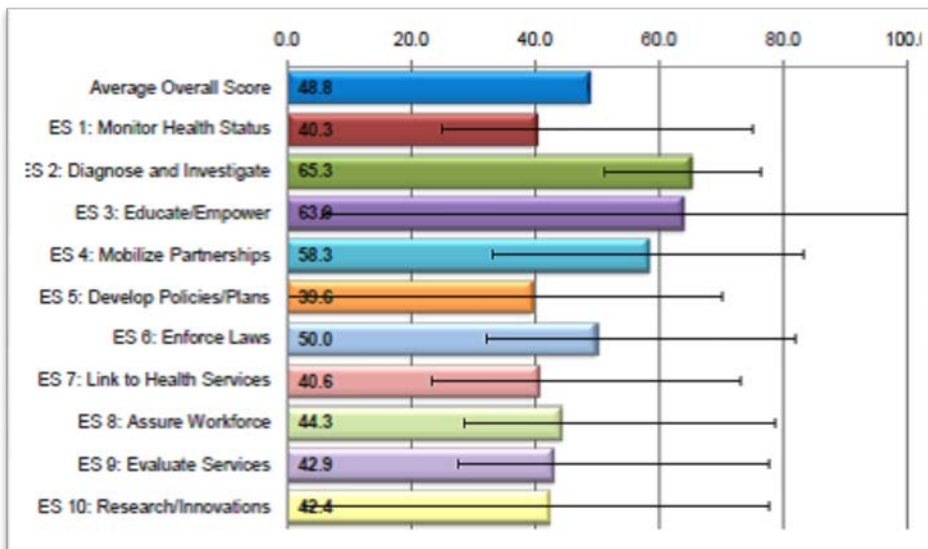


## Scoring

LPHS stakeholders responded to the assessment questions using the following response options below. For each question, the participants asked “**How well are we doing this activity in our local public health system?**”

<b>Optimal Activity</b>	Greater than 75% of the activity described within the question is met.
<b>Significant Activity</b>	Greater than 50% but no more than 75% of the activity described within the question is met
<b>Moderate Activity</b>	Greater than 25% but no more than 50% of the activity described within the question is met
<b>Minimal Activity</b>	Greater than zero but no more than 25% of the activity described within the question is met.
<b>No Activity</b>	0% or absolutely no activity.

## Overall Scores for Each Essential Public Health Service

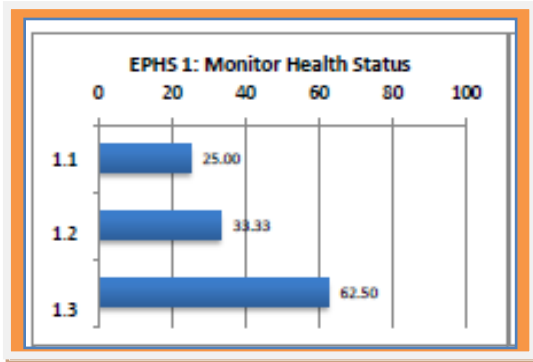


## Performance Scores by Essential Health Service for Each Model Standard

### Essential Public Health Service #1: Monitor Health Status to Identify and Solve Community Health Problems

- 1.1 Population Based Community Health Profile
- 1.2 Access to and Utilization of Current Technology
- 1.3 Maintenance of and /or contribution to population health registries

**Moderate Activity**  
**Overall Score: 40.3**



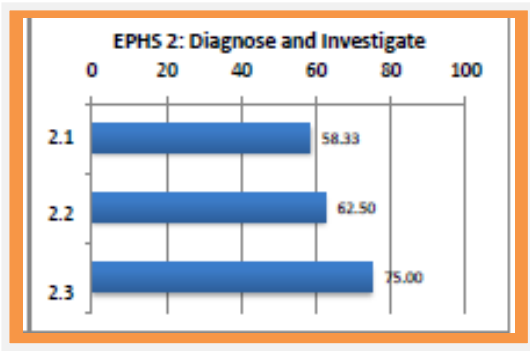
#### Discussion Themes

- ✚ Despite limited resources, LPHS has been able to successfully develop and obtain local health profile data.
- ✚ GIS Data not widely used due to lack of training, staff and other resources.
- ✚ Need to develop better methods for sharing information with partners and community.

### Essential Public Health Service #2: Diagnose and Investigate Health Problems and Health Hazards in the Community.

- 2.1 Identification and Surveillance of Health Threats
- 2.2 Investigation and Response to Public Health Threats and Emergencies
- 2.3 Laboratory Support for Investigation of Health Threats

**Significant Activity**  
**Overall Score: 65.3**



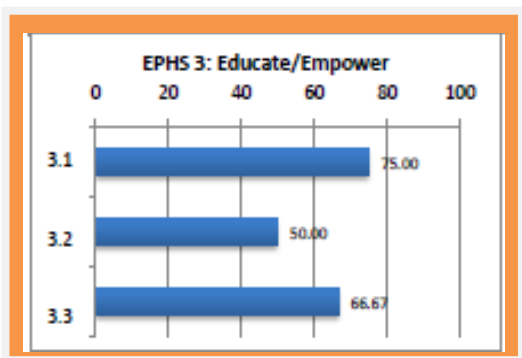
#### Discussion Themes

- ✚ Successful collaborate with national, state and local experts to provide model standards for surveillance.
- ✚ Plans and protocols for outbreaks and public health incidents./Need to strengthen collaboration with other agencies regarding plans.
- ✚ Minimal surveillance in the area of Mental Health
- ✚ Limited chronic disease surveillance programs.
- ✚ Availability of 24/7 laboratory access.

### Essential Public Health Service #3: Inform, Educate and Empower People About Health Issues.

- 3.1 Health Education and Promotion
- 3.2 Provision of Community Health Information
- 3.3 Maintenance of and /or contribution to population health registries

**Significant Activity**  
**Overall Score: 63.9**



#### Discussion Themes

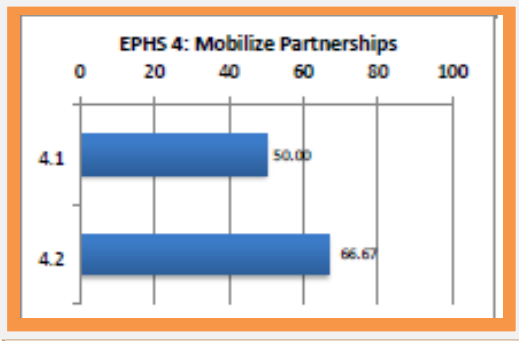
- ✚ Good communication and collaboration across agencies.
- ✚ Increased efforts needed for promotion of health programs to the community.
- ✚ Limited WIFI access for community members.
- ✚ Countywide 800mHZ system in place.
- ✚ Limited access to Imperial County specific media markets.

## Performance Scores by Essential Health Service for Each Model Standard

### Essential Public Health Service #4: Mobilize Community Partnerships to Identify and Solve Health Problems

- 4.1 Constituency Development
- 4.2 Community Partnerships

**Significant Activity**  
**Overall Score: 58.3**



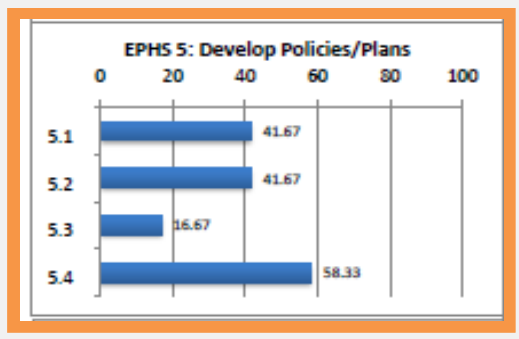
#### Discussion Themes

- ✚ Good job of establishing local partnerships and alliances.
- ✚ Opportunity to build and maximize resources through coordination.
- ✚ Established process for identifying key constituents needed.
- ✚ Gaps in GIS capabilities.
- ✚ Opportunities to use stakeholder group to better understand needs related to information sharing.

### Essential Public Health Service #5: Develop Polices and Plans that Support Individual and Community Health Efforts

- 5.1 Governmental Presence
- 5.2 Policy Development
- 5.3 CHIP/Strategic Planning
- 5.4 Emergency Plan

**Moderate Activity**  
**Overall Score: 39.6**



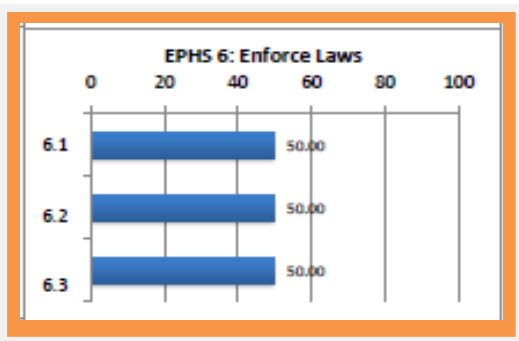
#### Discussion Themes

- ✚ Gaps in information sharing with the community and policymakers.
- ✚ Guidelines for developing local policies needed.
- ✚ Strategies for reviewing existing policies needed.
- ✚ Delay in reviewing and approving emergency plans.
- ✚ Completion of CHIP/description of organizations accountable for specific steps.

### Essential Public Health Service #6: Enforce Laws and Regulations that Protect Health and Ensure Safety

- 6.1 Governmental Presence
- 6.2 Policy Development
- 6.3 CHIP/Strategic Planning

**Moderate Activity**  
**Overall Score: 50.0**



#### Discussion Themes

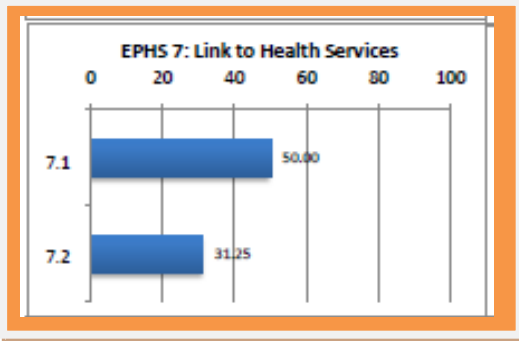
- ✚ Qualified and capable staff
- ✚ Lack of policies specific to functions of environmental health.
- ✚ Collaboration with state and local officials in identifying and improving existing regulations.
- ✚ Lack of local public health ordinances.
- ✚ Local jurisdiction has enhanced inspection/compliance programs

## Performance Scores by Essential Health Service for Each Model Standard

### Essential Public Health Service #7: Link People to Needed Personal Health Services and Assure the Provision of Health Care when Otherwise Unavailable

- 7.1 Governmental Presence
- 7.2 Policy Development

**Moderate Activity**  
**Overall Score: 40.6**



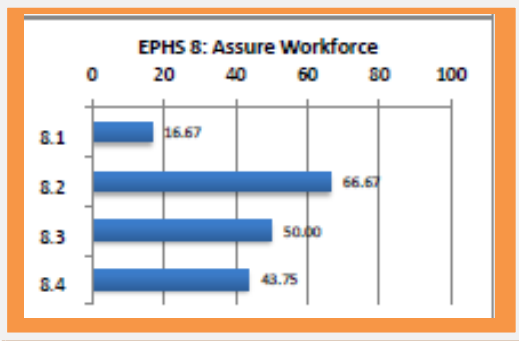
#### Discussion Themes

- ✚ Formal and informal referral systems in place.
- ✚ Partner roles and responsibilities need to be defined.
- ✚ Array of partners and agencies that regularly work together/Existence of groups that provide assistance for accessing personal health services.
- ✚ Need for coordinated assessments.

### Essential Public Health Service #8: Assure Competent Public and Personal Health Care Workforce

- 8.1 Workforce Assessment
- 8.2 Workforce Standards
- 8.3 Continuing Education
- 8.4 Leadership Development

**Moderate Activity**  
**Overall Score: 44.3**



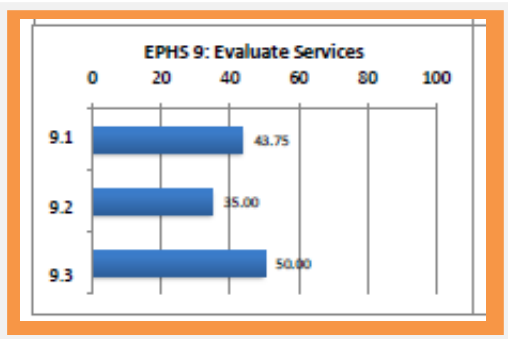
#### Discussion Themes

- ✚ Committed workforce/close knit community.
- ✚ Need for continuing education and training (leadership training).
- ✚ Urban neighbors/access to tertiary care and specialty services.
- ✚ LPHS has flexibility and ability to adapt.
- ✚ Need for more local healthcare providers and specialist.
- ✚ Economic challenges.
- ✚ Need to share workforce assessment with local stakeholders.

### Essential Public Health Service #9: Evaluate Effectiveness, Accessibility, and Quality of Personal and Population Based Health Services.

- 9.1 Evaluation of Population Health
- 9.2 Evaluation of Personal Health
- 9.3 Evaluation of LPHS

**Moderate Activity**  
**Overall Score: 42.9**



#### Discussion Themes

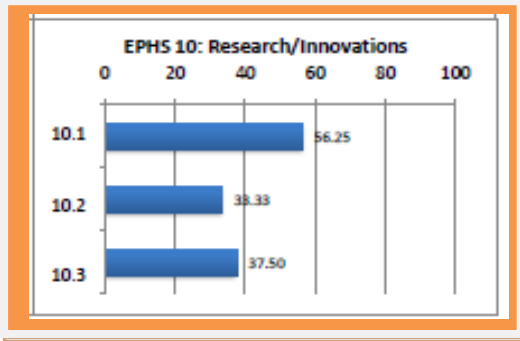
- ✚ A few opportunities for patient feedback exist (program/provider level).
- ✚ No formal mechanism to follow up on feed back.
- ✚ Need to develop better methods for sharing information with partners and community.
- ✚ Need for local adoption or enhancement of Electronic Health Records use/sharing.

## Performance Scores by Essential Health Service for Each Model Standard

### Essential Public Health Service #10: Research for New Insights and Innovative Solutions to Health Problems

- 10.1 Foster Innovation
- 10.2 Academic Linkages
- 10.3 Research Capacity

**Moderate Activity**  
**Overall Score: 42.4**



#### Discussion Themes

- Local college programs and affiliations well positioned to offer suggestions for local programs and research.
- Local agencies historically support local research efforts.
- Limited documentation of outcomes regarding effects on local public health services.
- Affiliations have provided opportunities for funding.
- Subject matter experts are included as part of planning processes.