

COVID-19

(coronavirus disease 2019)

PRESS CONFERENCE

March 4, 2021






Imperial County COVID-19 Dashboard

Total Tests

 **118,544**


Evaluaciones Totales

Negative Tests

 **93,855**

Evaluaciones Negativas

Total Positive Cases

 **24,689**

Total de Casos Positivos

Active

 **133**

Activos

Recovered

 **23,920**

Recuperados

Deaths

 **636**

Defunciones

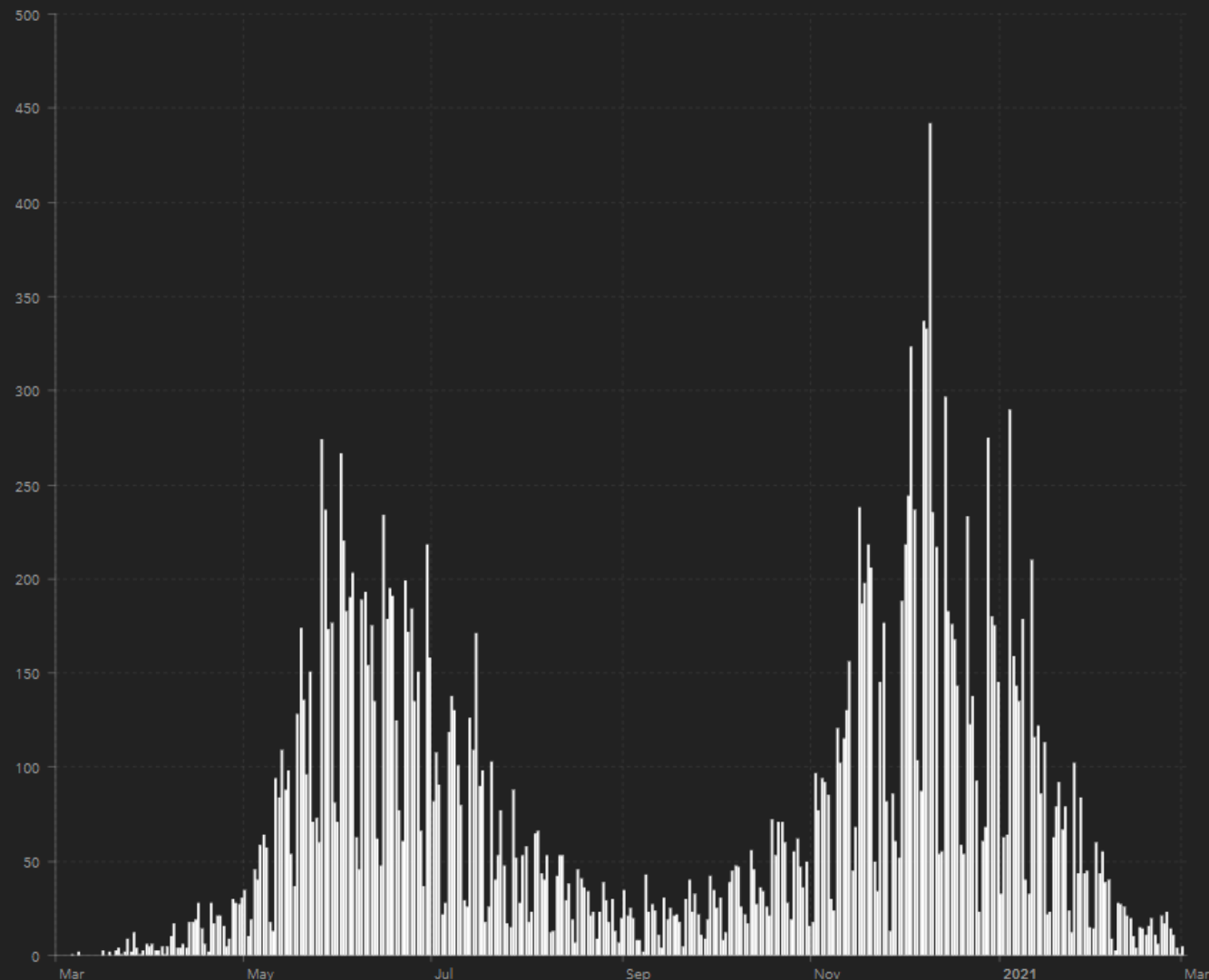
Data Last Updated (Última Actualización):

3/04/2021 8:30 AM

Your Internet browser may be loading the page from its cache and may not reflect the most recent data. Please refresh your page and/or cache to view the most current version of the data. This dashboard provides surveillance information about the Coronavirus Disease 2019 (COVID-19). Data used to produce this dashboard is updated daily but is considered preliminary and subject to change as a result of ongoing investigations being conducted by the Imperial County Public Health Department.

Please note that only diagnostic tests from approved laboratories are reflected on this dashboard.

Positive Cases by Collection Date



Cases by Location

92231

Total Cases: 6,839
Active Cases: 35
Total Recovered: 6,594
Deaths: 210

92243

Total Cases: 6,718
Active Cases: 29
Total Recovered: 6,490
Deaths: 199

92227

Total Cases: 4,053
Active Cases: 14
Total Recovered: 3,951
Deaths: 88

92251

Total Cases: 2,738
Active Cases: 21
Total Recovered: 2,672
Deaths: 45

92249

Total Cases: 1,076
Active Cases: 1
Total Recovered: 1,051
Deaths: 24

92250

Total Cases: 1,005
Active Cases: 5
Total Recovered: 960
Deaths: 40

92233

Total Cases: 540
Active Cases: 8
Total Recovered: 525
Deaths: 7

92274

Total Cases: 511

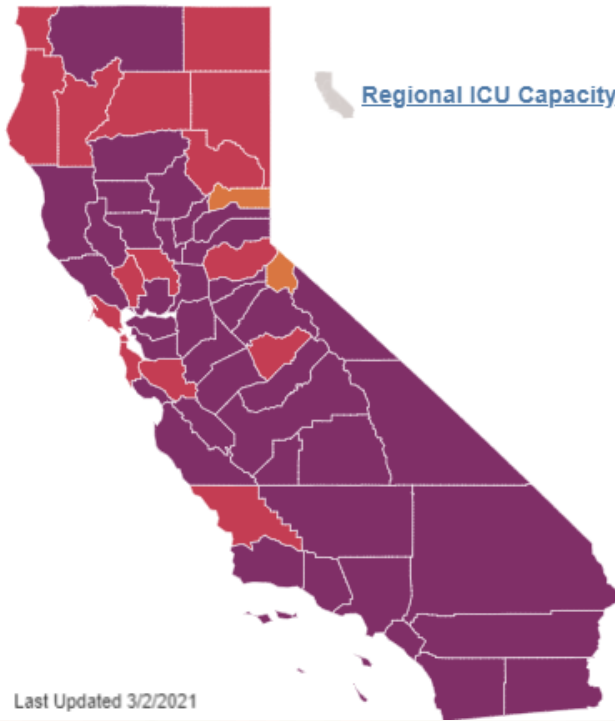
Cases by Zip Code

Cases by Community

Imperial County Tier Assignment & Metrics

Current tier assignments as of March 2, 2021

Tier assignments may occur any day of the week and may occur more than once a week. Select a county to see what region it's in.



Imperial County

Southern California Region

Eligible to exit Regional Order effective 1/25/2021

Was placed on Regional Stay Home Order 12/6/20

COUNTY RISK LEVEL

Widespread*

Many non-essential indoor business operations are closed

COUNTY METRICS

5.7 New COVID-19 cases per day per 100K

5.7 Adjusted case rate for tier assignment

3.3% Positivity rate (7-day average)

5.2% Health equity quartile positivity rate

County risk level	Adjusted case rate* 7-day average of daily COVID-19 cases per 100K with 7-day lag, adjusted for number of tests performed	Positivity rate** 7-day average of all COVID-19 tests performed that are positive	
		Entire county	Health equity quartile
WIDESPREAD Many non-essential indoor business operations are closed	More than 7.0 Daily new cases (per 100k)	More than 8.0% Positive tests	
SUBSTANTIAL Some non-essential indoor business operations are closed	4.0 – 7.0 Daily new cases (per 100k)	5.0 – 8.0% Positive tests	5.3 – 8.0% Positive tests
MODERATE Some indoor business operations are open with modifications	1.0 – 3.9 Daily new cases (per 100k)	2.0 – 4.9% Positive tests	2.2 – 5.2% Positive tests
MINIMAL Most indoor business operations are open with modifications	Less than 1.0 Daily new cases (per 100k)	Less than 2.0% Positive tests	Less than 2.2% Positive tests

3 weeks prior
2/9

Widespread

2 weeks prior
2/16

Widespread

1 week prior
2/23

Widespread

Current
3/2

Widespread

*See California Blueprint Data Chart for tier determination

COVID-19 –Tier Movement

<https://www.cdph.ca.gov/Programs/CID/DCDC/Pages/COVID-19/COVID19CountyMonitoringOverview.aspx>

To advance to a less restrictive tier:

1A. County must have been in the current tier for a minimum of three weeks.

2A. **County must meet criteria for movement to the next less restrictive for the prior two consecutive weeks in order to progress to the next tier**; which can be achieved by either or combination of criteria described below:

1. Meeting the Adjusted Case Rate, Test Positivity, and Health Equity metric criteria for a less restrictive tier.
2. Meeting the criteria for movement to the next less restrictive tier through health equity accelerated progression.



Blueprint for a Safer Economy

Activity and Business Tier Matrix



Blueprint for a Safer Economy

Specific tier based on risk-based criteria

Activity and Business Tiers

SECTORS	Widespread Tier 1	Substantial Tier 2	Moderate Tier 3	Minimal Tier 4
Critical Infrastructure	Open with modifications	Open with modifications	Open with modifications	Open with modifications
Gatherings*	Outdoor gatherings only with modifications <ul style="list-style-type: none">Max 3 households	Indoor gatherings strongly discouraged, allowed with modifications <ul style="list-style-type: none">Max 3 households	Indoor gatherings strongly discouraged, allowed with modifications <ul style="list-style-type: none">Max 3 households	Indoor gatherings strongly discouraged, allowed with modifications <ul style="list-style-type: none">Max 3 households
Limited Services	Open with modifications	Open with modifications	Open with modifications	Open with modifications
Outdoor Playgrounds & Outdoor Recreational Facilities **	Open with modifications	Open with modifications	Open with modifications	Open with modifications
Hair Salons & Barbershops	Open Indoors with modifications	Open indoors with modifications	Open indoors with modifications	Open indoors with modifications

SECTORS	Widespread Tier 1	Substantial Tier 2	Moderate Tier 3	Minimal Tier 4
All Retail (including critical infrastructure, except standalone grocers)	Open Indoors with modifications <ul style="list-style-type: none"> Max 25% capacity 	Open Indoors with modifications <ul style="list-style-type: none"> Max 50% capacity 	Open Indoors with modifications	Open Indoors with modifications
Shopping Centers (Malls, Destination Centers, Swap Meets)	Open Indoors with modifications <ul style="list-style-type: none"> Max 25% capacity Closed common areas Closed food courts 	Open indoors with modifications <ul style="list-style-type: none"> Max 50% capacity Closed common areas Reduced capacity food courts (see restaurants) 	Open indoors with modifications <ul style="list-style-type: none"> Closed common areas Reduced capacity food courts (see restaurants) 	Open Indoors with modifications <ul style="list-style-type: none"> Reduced capacity food courts (see restaurants)
Personal Care Services***	Open Indoors with modifications	Open indoors with modifications	Open indoors with modifications	Open indoors with modifications
Museums, Zoos, and Aquariums	Outdoor Only with modifications	Open indoors with modifications <ul style="list-style-type: none"> Indoor activities max 25% capacity 	Open indoors with modifications <ul style="list-style-type: none"> Indoor activities max 50% capacity 	Open indoors with modifications

SECTORS	Widespread Tier 1	Substantial Tier 2	Moderate Tier 3	Minimal Tier 4
Places of Worship****	Open indoors with modifications <ul style="list-style-type: none"> • Max 25% capacity 	Open indoors with modifications <ul style="list-style-type: none"> • Max 25% capacity 	Open indoors with modifications <ul style="list-style-type: none"> • Max 50% capacity 	Open indoors with modifications <ul style="list-style-type: none"> • Max 50% capacity
Movie Theaters	Outdoor Only with modifications	Open Indoors with modifications <ul style="list-style-type: none"> • Max 25% capacity or 100 people, whichever is fewer 	Open indoors with modifications <ul style="list-style-type: none"> • Max 50% capacity or 200 people, whichever is fewer 	Open indoors with modifications <ul style="list-style-type: none"> • Max 50% capacity
Hotels and Lodging	Open with modifications	Open with modifications <ul style="list-style-type: none"> • +Fitness centers (+10%) 	Open with modifications <ul style="list-style-type: none"> • +Fitness centers (+25%) • +Indoor pools 	Open with modifications <ul style="list-style-type: none"> • +Fitness Centers (50%) • +Spa facilities etc.
Gyms and Fitness Centers	Outdoor Only with modifications	Open indoors with modifications <ul style="list-style-type: none"> • Max 10% capacity • +Climbing walls 	Open indoors with modifications <ul style="list-style-type: none"> • Max 25% capacity • +Indoor pools 	Open indoors with modifications <ul style="list-style-type: none"> • +Saunas • +Steam rooms • Max 50% capacity

SECTORS	Widespread Tier 1	Substantial Tier 2	Moderate Tier 3	Minimal Tier 4
Restaurants	Outdoor Only with modifications	Open indoors with modifications <ul style="list-style-type: none"> Max 25% capacity or 100 people, whichever is fewer 	Open indoors with modifications <ul style="list-style-type: none"> Max 50% capacity or 200 people, whichever is fewer 	Open indoors with modifications <ul style="list-style-type: none"> Max 50% capacity
Wineries	Outdoor Only with modifications	Outdoor Only with modifications	Open indoors with modifications <ul style="list-style-type: none"> Max 25% capacity indoors, or 100 people, whichever is fewer 	Open indoors with modifications <ul style="list-style-type: none"> Max 50% capacity or 200 people indoors, whichever is fewer
Bars, Breweries, and Distilleries (where no meal provided) (follow restaurant guidance where meal is provided)	Closed	Closed	Open Outdoors with modifications	Open indoors with modifications <ul style="list-style-type: none"> Max 50% capacity
Family Entertainment Centers	Outdoor Only with modifications e.g. <ul style="list-style-type: none"> Kart Racing Mini Golf Batting Cages 	Outdoor Only with modifications e.g. <ul style="list-style-type: none"> Kart Racing Mini Golf Batting Cages 	Open Indoors for naturally distanced activities with modifications <ul style="list-style-type: none"> Max 25% capacity Bowling Alleys 	Open indoors for activities with increased risk of proximity and mixing with modifications <ul style="list-style-type: none"> Max 50% capacity Arcade Games Ice and roller skating Indoor playgrounds

SECTORS	Widespread Tier 1	Substantial Tier 2	Moderate Tier 3	Minimal Tier 4
Cardrooms, Satellite Wagering	Outdoor Only with modifications	Outdoor Only with modifications	Open indoors with modifications <ul style="list-style-type: none"> • Max 25% capacity 	Open indoors with modifications <ul style="list-style-type: none"> • Max 50% capacity
Offices	Remote	Remote	Open indoors with modifications <ul style="list-style-type: none"> • Encourage telework 	Open indoors with modifications <ul style="list-style-type: none"> • Encourage telework
Professional Sports	Open <ul style="list-style-type: none"> • Without live audiences • With modifications 	Open <ul style="list-style-type: none"> • Without live audiences • With modifications 	Open <ul style="list-style-type: none"> • Without live audiences • With modifications 	Open <ul style="list-style-type: none"> • Without live audiences • With modifications
Live Audience Sports***	Closed	Closed	Outdoors Only <ul style="list-style-type: none"> • Max 20% • Regional visitors (120 miles) • Advanced reservations only • Assigned seating only • In-seat concessions only (No concourse sales) 	Outdoors Only <ul style="list-style-type: none"> • Max 25% • Regional visitors (120 miles) • Advanced reservations only • Assigned seating only • In-seat concessions only (No concourse sales)

SECTORS	Widespread Tier 1	Substantial Tier 2	Moderate Tier 3	Minimal Tier 4
Amusement Parks***	Closed	Closed	Smaller Parks Open <ul style="list-style-type: none"> • 25% capacity or 500 people, whichever is fewer • Outdoor attractions only • In-county visitors only • Advanced reservations only 	Larger Parks Open <ul style="list-style-type: none"> • 25% capacity • Advanced reservations only

[Specific tier based on risk-based criteria](#)

*Gatherings updated November 13, 2020

**Outdoor playgrounds and outdoor recreational facilities updated September 28, 2020

***Personal care services, live audience professional sports and amusement parks updated October 20, 2020

****Places of worship updated February 6, 2021



Blueprint for a Safer Economy

Last updated March 3, 2021 at 7:37 AM

<https://covid19.ca.gov/safer-economy/#county-status>

California has a blueprint for reducing COVID-19 in the state with revised criteria for loosening and tightening restrictions on activities.

Find the status for activities in your county

County

Activity

Enter county

Enter a business or activity

GET LATEST RISK LEVELS

Understand your county's status

Every county in California is assigned to a tier based on its test positivity and adjusted case rate.

In light of the recent, unprecedented surge in rate of increase of cases, the following changes are effective

What is the eligibility window for school reopening once a county has met the criteria of being in the Red Tier or with a case rate of less than 25?

Schools in counties that have met the relevant criteria for school reopening per the K-12 Guidance have a three-week period to open, **starting the day the county meets the criterion for reopening, even if the county stops meeting the criterion during that window** (i.e., case rate is ≥ 25 in a subsequent calculation or the county assignment goes back to the Purple Tier during the window). The window will be determined as follows: **The first day a county is considered in the Red Tier is the Wednesday following the weekly county tier assignments are announced and posted on the Blueprint website (Tuesdays).** Similarly, the first day that elementary schools in a county are eligible for the elementary reopening process is the Wednesday after a weekly case rate of less than 25 is posted. For example, if a county is assigned to the Red Tier on Tuesday, March 9, the first full day the county is in the Red Tier is Wednesday, March 10. The window of eligibility for reopening would continue until the end of the day on March 30 regardless of any change to Purple tier assignment during that time. On March 31, schools in that county would not be able to open if the county had gone back to the Purple tier. If the county is in the Red Tier on March 31, then the schools remain eligible to reopen. The goal of the three-week window is to facilitate calm and safe school reopenings.

[K-12 schools reopening framework and guidance](#) and [questions and answers](#)

Don't let your guard down

- Stay home if you are sick
- Wear a mask in public
- Wash your hands regularly
- Avoid crowds
- Stay six feet away from others
- Limit mixing with people you don't live with
- Get vaccinated



COVID-19 Vaccine Prioritization Overview

Updated Guidance: <https://www.cdph.ca.gov/Programs/CID/DCDC/Pages/COVID-19/VaccineAllocationGuidelines.aspx>

Revisions February 4, 2021 to align with updated CA guidance

Vaccinating as supplies allow

Phase 1a

STARTED 12/18/20

Tiers 1-3
Healthcare

Long-term Care
Residents

Phase 1b, Tier 1

STARTED 1/18/21, VACCINATING AS SUPPLIES ALLOW

Seniors 65+

Emergency
Services

Education
& Childcare

Food &
Agriculture

COVID-19 Vaccine Imperial County Transition Phase

<https://covid19.ca.gov/vaccines/>

**March 8th: Enrolled vaccine providers
vaccinate 65+ and all in eligible sectors**

**Phase 1A, Tiers 1-3
Phase 1B, 65+, Tier 1**

**March 15th: MyTurn goes 'live' at ICPHD.
Other providers start onboarding process.**

**Phase 1A, Tiers 1-3 & 1B, 65+ Tier 1
16-64 yrs. w/severe health conditions**

COVID-19 Vaccine Received/Administered

<https://covid19.ca.gov/vaccines/>

Received

Dec 17, 2020 – Mar 4, 2021

1st & 2nd DOSES

35,350

Administered

1st & 2nd DOSES

29,171

COVID-19 Vaccine Pending to Receive

Pending THIS Week

None

Pending NEXT Week

8,510 1st dose allocation
(3,510 Pfizer, 2,600 Moderna, 2,400 J&J)

Vaccines

Last updated March 2, 2021 at 2:45 PM

Get vaccinated—it's safe, effective, and free

Vaccinations are in high demand. But you can find out when it's your turn to get one. Sign up at myturn.ca.gov or call (833) 422-4255 and schedule your appointment, or get notified when appointments are available in your area.

[Sign up for the vaccine](#)



COVID-19 vaccination is one of the most important tools to end the COVID-19 pandemic. The State will equitably distribute a safe and effective vaccine to everyone in California who wants it. We expect to have enough supplies to vaccinate most Californians by summer 2021.

On this page you will find:

- [When you can get vaccinated](#)
- [How to get vaccinated](#)
- [How vaccines work](#)
- [What to expect after vaccination](#)
- [Spread the news about the vaccines](#)
- [Vaccination progress dashboards](#)
- [Questions and answers](#)

<https://covid19.ca.gov/vaccines/>



Imperial County Public Health Department

[Contact Us](#)[How Do I...?](#) Search[Home](#)[About Us](#)[News Media](#)[Alerts and Recalls](#)[Be Prepared](#)[Get Involved](#)[Report a Health Issue](#)[Forms](#)

COVID-19 Vaccine

Vaccinate Imperial County

Health Information and Resources

[Data & Statistics](#)[Health & Wellness](#)[Health Insurance](#)[Healthy Facts](#)[COVID-19](#)[COVID-19 Data](#)[COVID-19 Vaccine](#)[Community COVID-19
Update](#)[Worksite Specific
Protection Plan](#)[Health Information And Resources](#) / [Healthy Facts](#) / [Covid 19](#)

COVID-19

Select language: [English](#)



Vaccinate Imperial County

[Find out more about COVID-19 Vaccines](#)

COVID-19 Data

[Track COVID-19 in Imperial County](#)

Thank you



www.icphd.org