

COVID-19

(coronavirus disease 2019)

General Update

April 8, 2021



COVID-19 Vaccine Received/Pending

Received

1st & 2nd DOSES

100,090

Does not include doses received through federal programs

Pending

NEXT WEEK

1st doses

7,070

(Pfizer, Moderna, J&J)

NEXT WEEK

2nd doses

5,440

Dec 17, 2020 – Apr 8, 2021

Vaccine administration by county of residence

This dashboard reports vaccines administered by the county of residence. Where the county of residence was not reported, the county where vaccinated is used. This applies to less than 1% of vaccination records. The sum of county-level vaccinations does not equal statewide total vaccinations because some out-of-state residents are vaccinated in California.



COVID-19: Vaccine Dashboard

Statewide

21,483,192 (79.7%) Doses administered
363,370 Average doses per day



6,172,750 (19.1%) People partially vaccinated
8,074,797 (24.9%) People fully vaccinated



4,997,084 Doses on hand
(14 days of inventory)



26,966,680 Doses Delivered
4,610,540 CDC Pharmacy Doses Delivered

Doses Administered by County of Residence

County

(All) ▼



San Luis Obispo	155,857
Yolo	132,554
Butte	110,242
Merced	107,563
Napa	102,331
El Dorado	100,526
Imperial	74,971
Humboldt	73,668
Madera	66,831
Shasta	62,005
Mendocino	59,788
Nevada	54,108

Imperial
Total Doses Administered by County of Residence: 74,971

Imperial

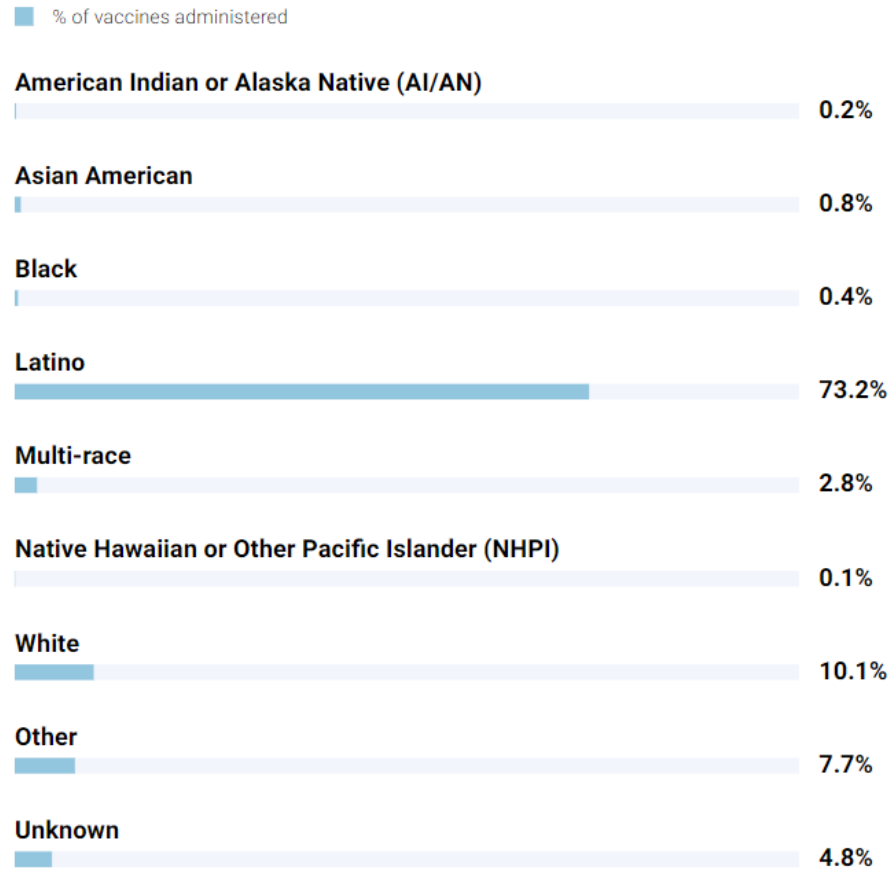
Statewide

Race and ethnicity

Age

Gender

People with at least one dose of vaccine administered by race and ethnicity in Imperial County



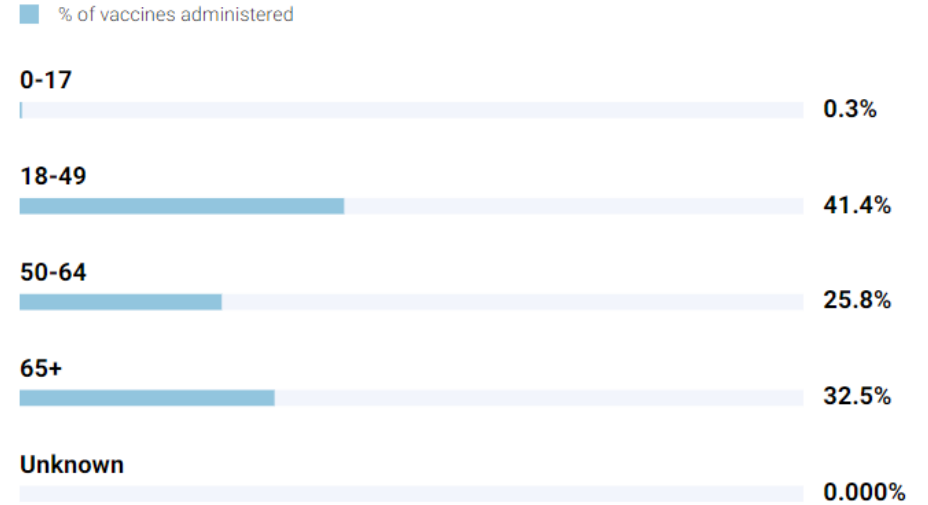
Providing this information is voluntary and not required for vaccination. Data shows the cumulative total administered.

Race and ethnicity

Age

Gender

People with at least one dose of vaccine administered by age in Imperial County

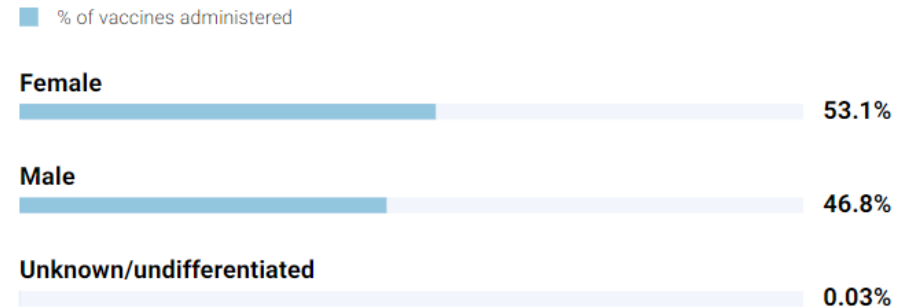


Race and ethnicity

Age

Gender

People with at least one dose of vaccine administered by gender in Imperial County



Vaccinate Imperial

Together we can end the pandemic.

**Healthcare workers and long-term care residents
(Phase 1A Tier 1-3)**

Ongoing vaccination

**People with a high chance of exposure and those
65 or older (Phase 1B)**

Ongoing vaccination

Sector populations with high chance of exposure:

- Agriculture and food
- Education and childcare
- Emergency services

Individuals age 16 or older at higher risk

Ongoing vaccination

People with certain significant high-risk:

- Medical conditions
- Disabilities
- Illnesses
- Living spaces
- Work environments

Individuals 50 or older

Vaccinating now

Individuals 16 or older

Starts April 9, 2021

Thank you



www.icphd.org