

COVID-19

(coronavirus disease 2019)

Board of Supervisors Update

April 12, 2022



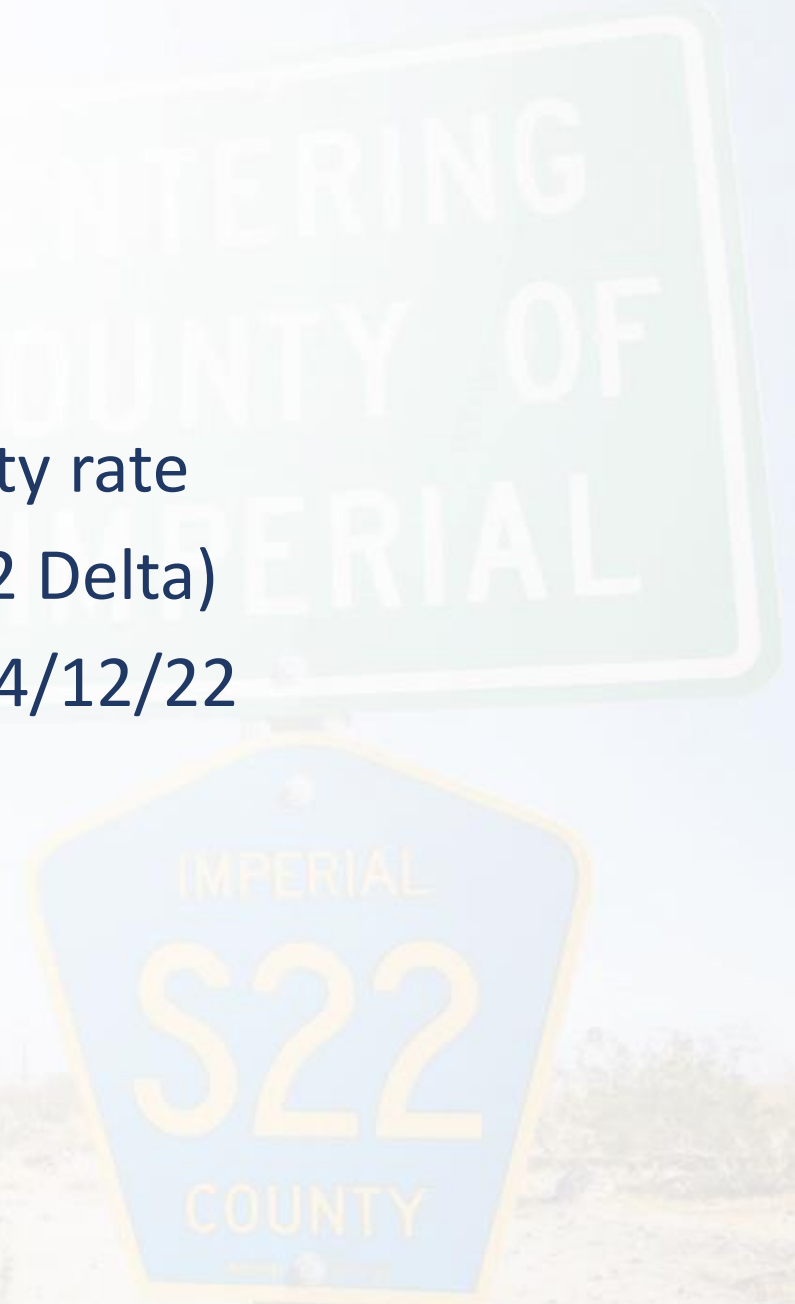
COVID-19 Updates

- 52,387 cases, 908 deaths
- 4.3 case rate/100K population & 8.4% positivity rate
- 2,195 variants of concern (983 Omicron, 1,212 Delta)
- 2 COVID-19 hospitalized patients, morning of 4/12/22
- 0 active COVID-19 outbreaks
- 95.4% fully vaccinated (ages 5+)

<https://www.icphd.org/health-information-and-resources/healthy-facts/covid-19/covid-19-data/>

<https://covid19.ca.gov/state-dashboard/>

<https://covid19.ca.gov/vaccination-progress-data/>



COVID-19 Updates

<https://covid19.ca.gov/>

Confirmed cases in Imperial County

Episode date ▾

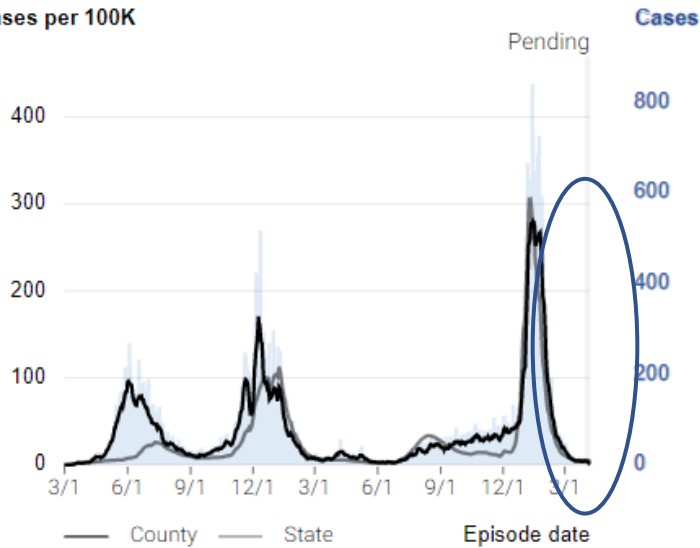
All time ▾

55,267 total confirmed cases

-27 new cases (0.05% decrease)

4.4 cases per 100K (7-day average)

Cases per 100K



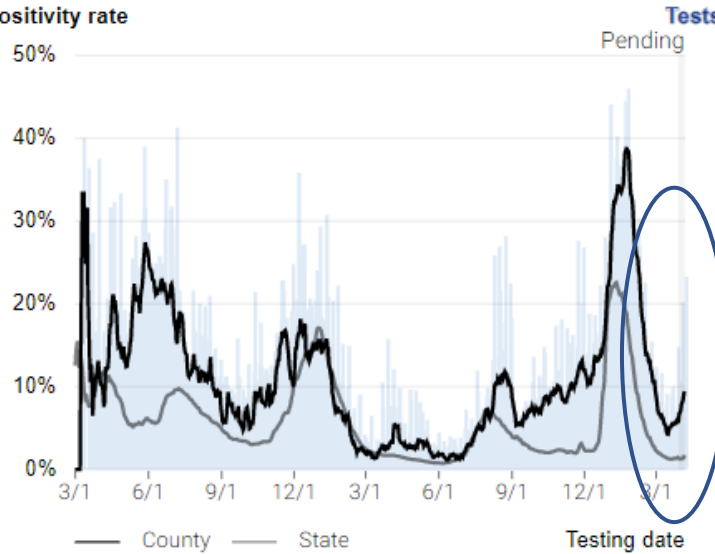
Positivity rate in Imperial County

All time ▾

9.4% test positivity (7-day rate)

2.6% increase from 7-days prior

Positivity rate



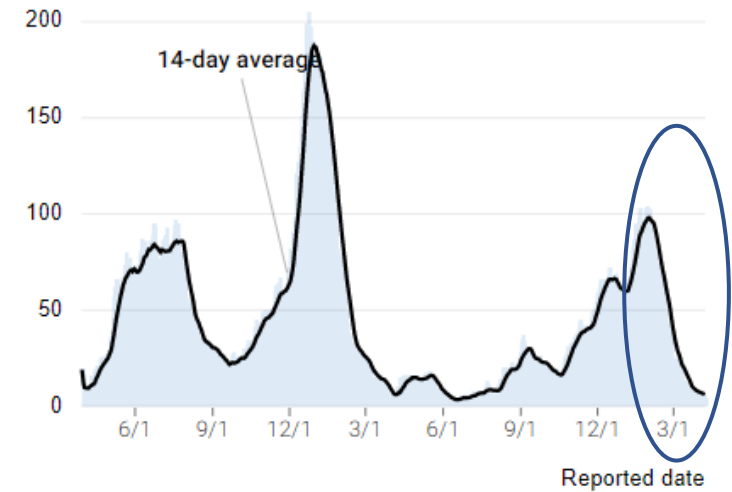
COVID-19 hospitalized patients in Imperial County

Hospitalized ▾

All time ▾

4 COVID-19 hospitalized patients

0 more patients hospitalized from prior day total (0% increase)



Thank you



www.icphd.org