

COVID-19

(coronavirus disease 2019)

Community Forum

February 19, 2021



Total Tests
122,506
Total Evaluaciones

Negative Tests
95,062
Evaluaciones Negativas

Cases Pending Investigation
7
Casos en Investigación

Out of County Cases
429
Casos Fuera Del Condado

Out of Country Cases
168
Casos Fuera Del País

Total Positive Cases
26,840
Total de Casos Positivos

Active Cases
304
Casos Activos

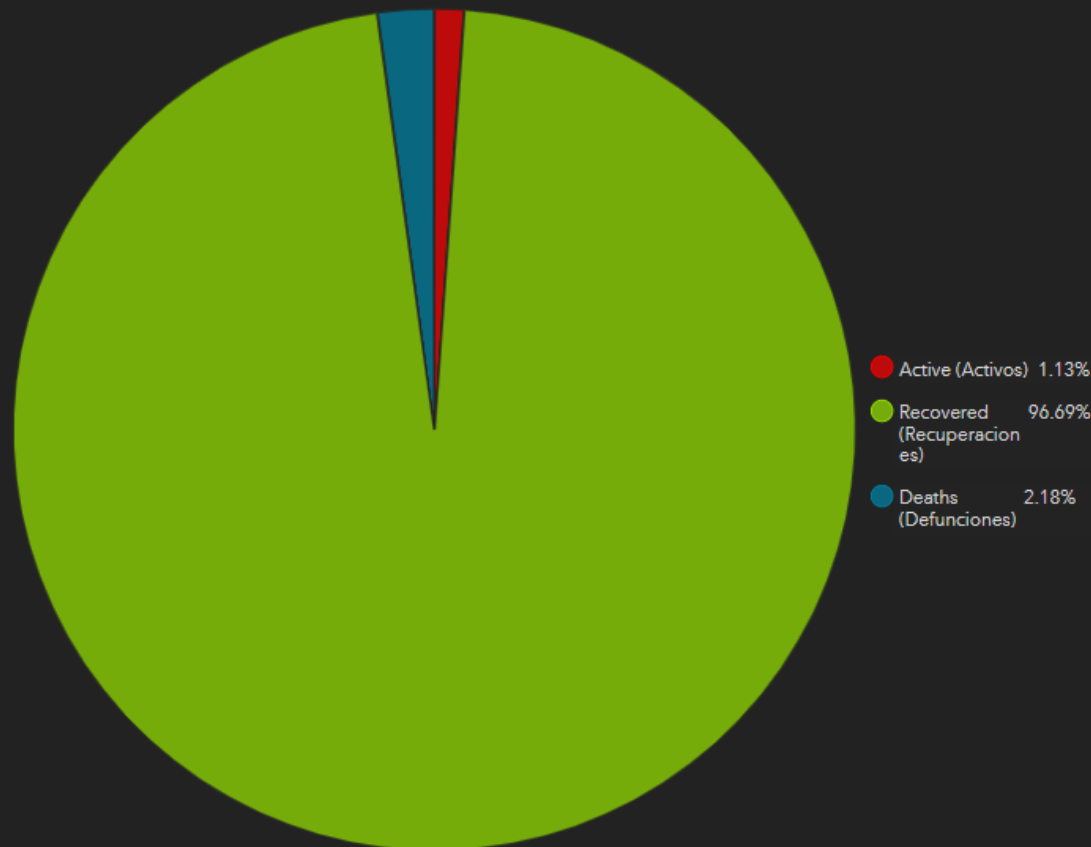
Recovered
25,952
Recuperados

Deaths
584
Defunciones

Your Internet browser may be loading the page from its cache and may not reflect the most recent data. Please refresh your page and/or cache to view the most current version of the data. This dashboard provides surveillance information about the Coronavirus Disease 2019 (COVID-19). Data used to produce this dashboard is updated daily but is considered preliminary and subject to change as a result of ongoing investigations being conducted by the Imperial County Public Health Department.

Please note that only diagnostic tests from approved laboratories are reflected on this dashboard.

Case Overview



Cases by Location

92231
Total Cases: 7,168
Active Cases: 64
Total Recovered: 6,907
Deaths: 197

92243
Total Cases: 6,972
Active Cases: 77
Total Recovered: 6,719
Deaths: 176

92227
Total Cases: 4,093
Active Cases: 54
Total Recovered: 3,962
Deaths: 77

92251
Total Cases: 3,556
Active Cases: 34
Total Recovered: 3,478
Deaths: 44

92233
Total Cases: 1,509
Active Cases: 35
Total Recovered: 1,468
Deaths: 6

92249
Total Cases: 1,095
Active Cases: 4
Total Recovered: 1,066
Deaths: 25

92250
Total Cases: 1,021
Active Cases: 8
Total Recovered: 974
Deaths: 39

92274
Total Cases: 493

Cases by Zip Code

Cases by Community

Resumen de Casos

Cases Breakdown

Daily Positive Cases

Cases Timeline

Demographics

Deaths

Deaths Timeline

Hospitals Census

ICU Census

Ventilators

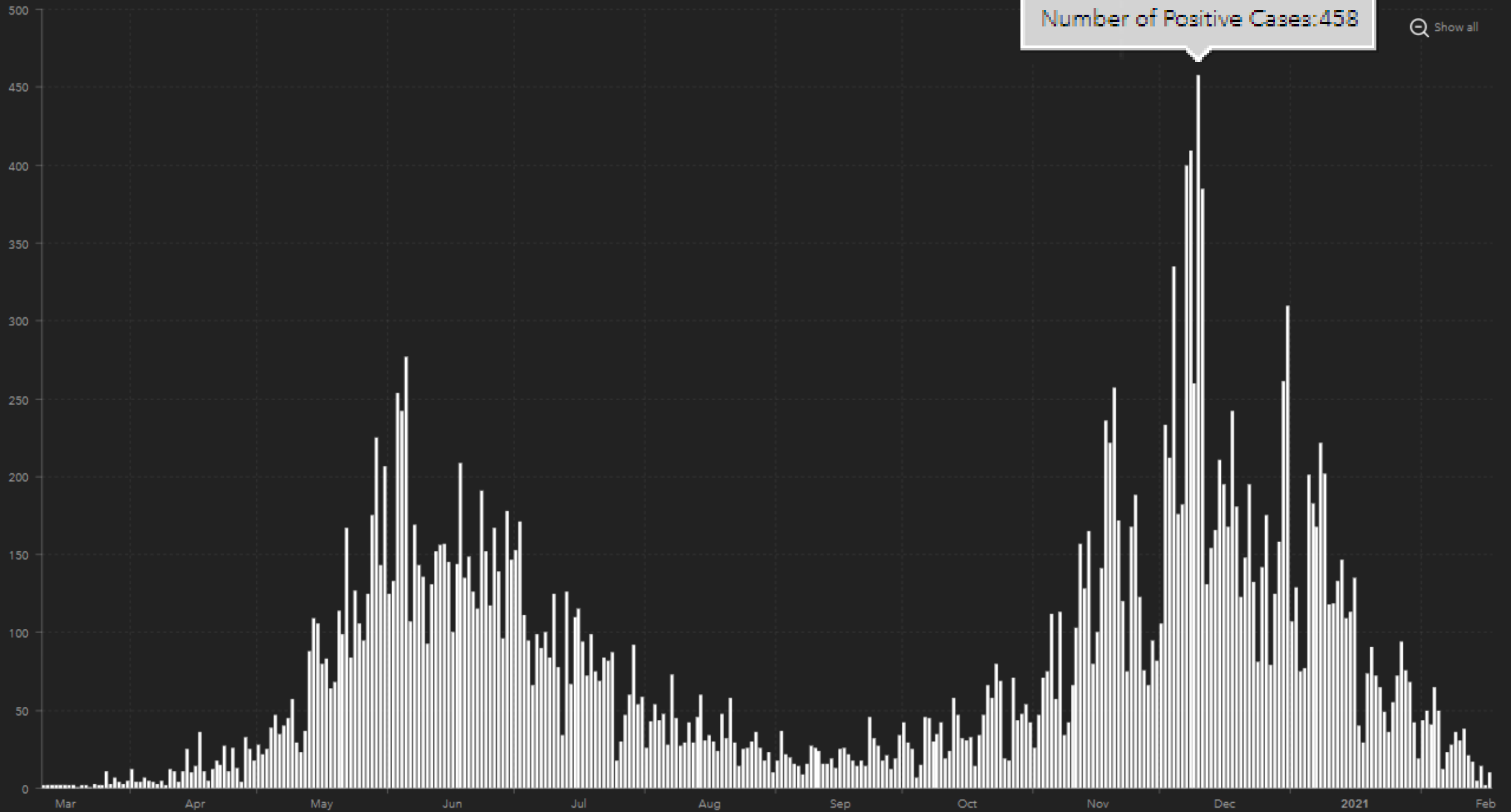
Details

Data Last Updated (Última Actualización):
2/19/2021 8:30 AM

Hospitals Census | *Censo Hospitalario*



Positive Cases by Result Date



COVID-19 Hospitalized Patients

<https://covid19.ca.gov/state-dashboard/>

First week of January

COVID-19 hospitalized patients in Imperial

Hospitalized

[ICU](#)

198 COVID-19 hospitalized patients
-1 patients
0.5% decrease from prior day



February 18th

COVID-19 hospitalized patients in Imperial

Hospitalized

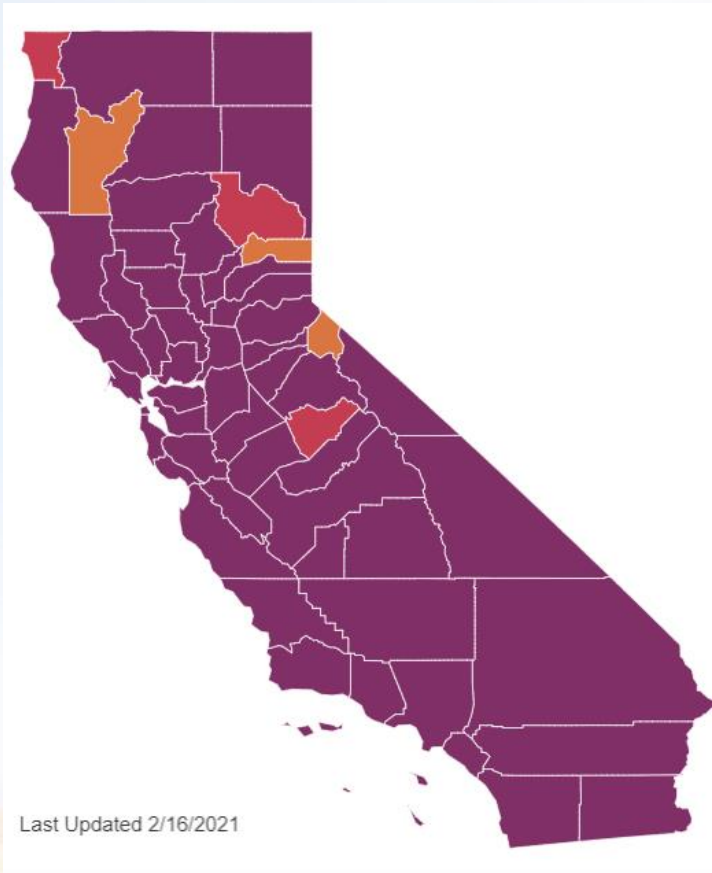
[ICU](#)

30 COVID-19 hospitalized patients
+2 patients
7.1% increase from prior day



- 2-day lag
- Data changes by the hour

Imperial County Tier Assignment & Metrics



Updated February 16, 2021

Imperial County

Southern California Region

Eligible to exit Regional Order effective 1/25/2021

Was placed on Regional Stay Home Order 12/6/2020 3:59 PM

COUNTY RISK LEVEL

Widespread*

Many non-essential indoor business operations are closed

COUNTY METRICS

17.0 New COVID-19 cases per day per 100K

18.4 Adjusted case rate for tier assignment


7.5% Positivity rate (7-day average)

7.5% Health equity quartile positivity rate

County risk level	Adjusted case rate* 7-day average of daily COVID-19 cases per 100K with 7-day lag, adjusted for number of tests performed	Positivity rate** 7-day average of all COVID-19 tests performed that are positive	
		Entire county	Health equity quartile
WIDESPREAD Many non-essential indoor business operations are closed	More than 7.0 Daily new cases (per 100k)	More than 8.0% Positive tests	
SUBSTANTIAL Some non-essential indoor business operations are closed	4.0 – 7.0 Daily new cases (per 100k)	5.0 – 8.0% Positive tests	5.3 – 8.0% Positive tests
MODERATE Some indoor business operations are open with modifications	1.0 – 3.9 Daily new cases (per 100k)	2.0 – 4.9% Positive tests	2.2 – 5.2% Positive tests
MINIMAL Most indoor business operations are open with modifications	Less than 1.0 Daily new cases (per 100k)	Less than 2.0% Positive tests	Less than 2.2% Positive tests

COVID-19 Vaccine Prioritization Overview

Updated Guidance: <https://www.cdph.ca.gov/Programs/CID/DCDC/Pages/COVID-19/VaccineAllocationGuidelines.aspx>



Revisions February 4, 2021 to align with updated CA guidance
Vaccinating as supplies allow

Upcoming

[Vaccines - Coronavirus COVID-19 Response \(ca.gov\)](https://www.ca.gov)

Beginning March 15, healthcare providers may use their clinical judgement to vaccinate individuals aged 16-64 who are deemed to be at the very highest risk to get very sick from COVID-19 because they have the following severe health conditions:

Cancer, current with weakened immune system; **Chronic kidney disease**, stage 4 or above; **Chronic pulmonary disease**, oxygen dependent; **Down syndrome**; **Solid organ transplant**, leading to a weakened immune system; **Pregnancy**; **Sickle cell disease**; **Heart conditions**, such as heart failure, coronary artery disease, or cardiomyopathies (but not hypertension); **Severe obesity** (Body Mass Index ≥ 40 kg/m²); and **Type 2 diabetes mellitus** with hemoglobin A1c level greater than 7.5%

OR

If as a result of a developmental or other severe high-risk disability one or more of the following applies:

- The individual is likely to develop severe life-threatening illness or death from COVID-19 infection
- Acquiring COVID-19 will limit the individual's ability to receive ongoing care or services vital to their well-being and survival
- Providing adequate and timely COVID care will be particularly challenging as a result of the individual's disability.

COVID-19 Vaccine Upcoming Weeks

Phase 1a

Focus

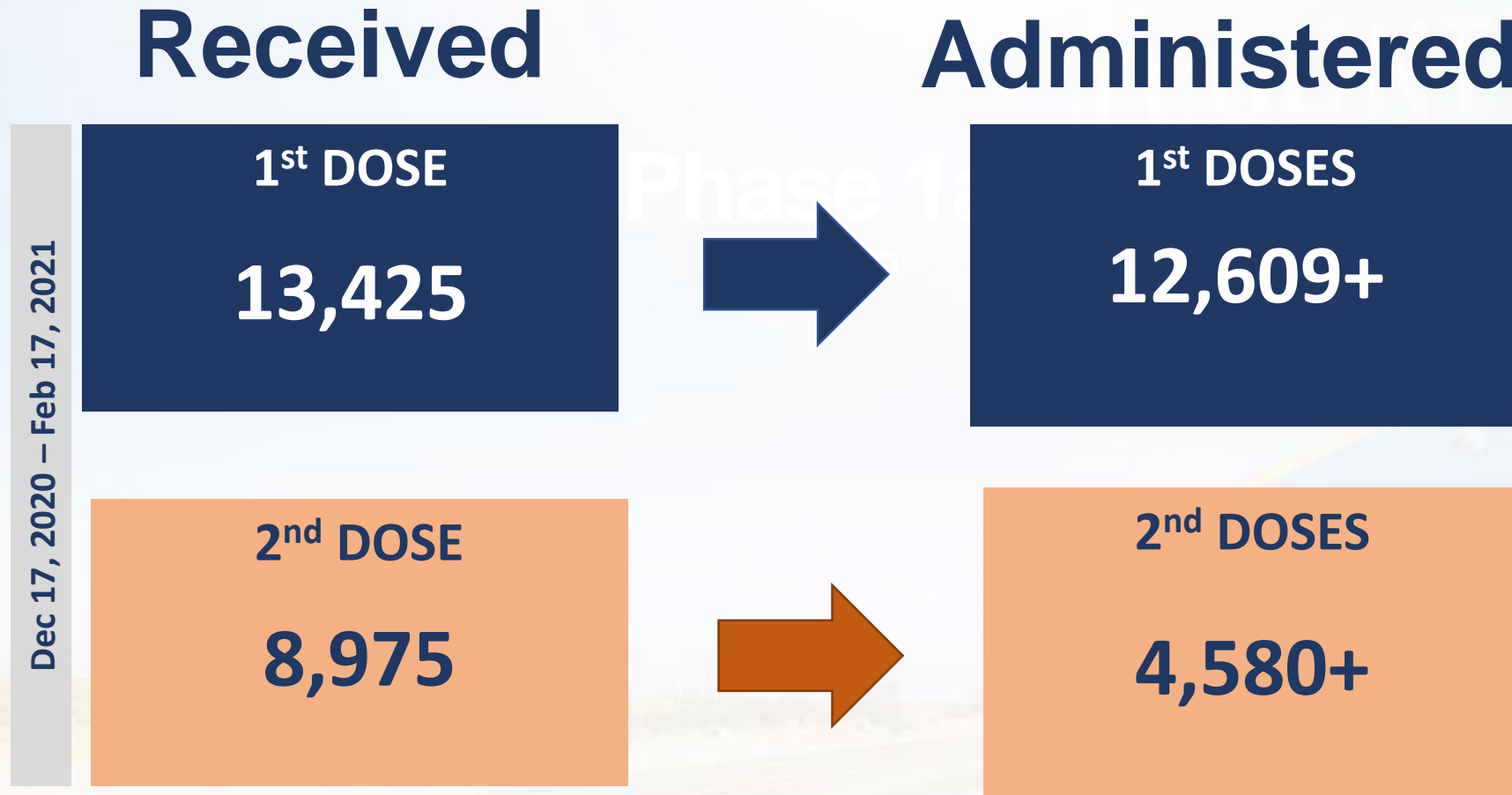
- Vaccinate remaining high risk individuals in Phase 1a, Tiers 1-3, regional center caregivers with 1st dose
- Conduct 2nd dose clinics for Phase 1a

Phase 1b, Tier 1

Focus

- Continue vaccinating 65+ with 1st dose & start 2nd dose clinics
- Jumpstart remaining Phase 1b, Tier 1 sectors
- Coordinating closely with liaisons from the emergency services, education & childcare, food & agriculture sectors

COVID-19 Vaccine Received/Administered



COVID-19 Vaccine Pending to Receive

Pending THIS Week

1,000 1st doses

500 2nd doses

Pending NEXT Week

3,770 1st doses

For Providers

California COVID-19 Vaccination Program Update

Continued Shipment Delays & Provider Office Hours Tomorrow

CONTINUED VACCINE SHIPMENT DELAYS

Please be aware that COVID-19 vaccine shipments continue to experience delays due to ongoing adverse weather conditions throughout the country. Orders are being held until weather conditions permit carriers to resume vaccine shipments. Some orders may arrive tomorrow (Friday), but many will likely arrive next week. You should consider the impact of delayed deliveries to planned COVID-19 vaccination efforts during this time.

COVID-19 Vaccine Updates

- State **change to the allocation denominator**
 - Next week's allocation denominator includes the following populations: 65+, Food/Ag, Education & Childcare, and Emergency Service populations
 - Of next week's allocation and moving forward:
 - 70% for 65+
 - 30% for Phase 1a & 1b sectors
- **My Turn:** Imperial County Public Health Department started the onboarding process. All enrolled vaccine providers will need to, eventually, be onboarded onto the system. It is still not active in Imperial County.
- The Food and Drug Administration convening Feb. 26 to discuss the **emergency use authorization application** submitted by Johnson & Johnson and Janssen Biotech, Inc.

COVID-19 Vaccine Updates

- **State's third party administrator key functions per state:** “develop & manage state vaccine network contracts, develop and implement communications plan with the state vaccine network providers, support vaccine distribution criteria set by the state, and feed provider data as required to myturn.ca.gov and statewide dashboards.”
 - Transition to the new network will occur in 3 waves
 - Imperial County is part of the 1st wave
 - The anticipated ‘go-live’ date for 1st wave is 2/21
- Ongoing coordinating efforts with partners to vaccinate 65+



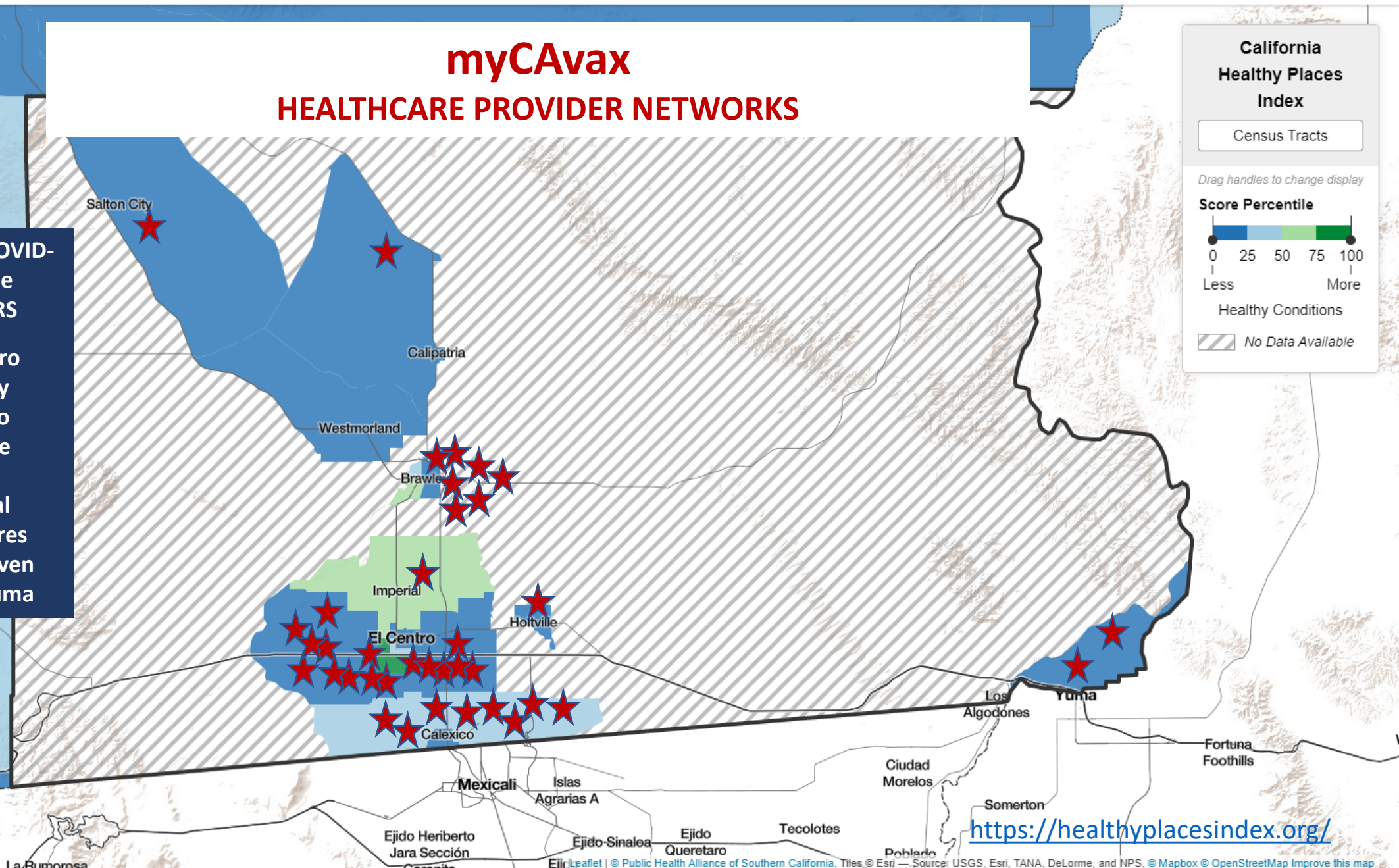
- Details
- View Indicators
- Rank
- Pool
- Create Custom Score
- Data Upload
- Report/Export
- About

ENROLLED COVID-19 Vaccine PROVIDERS

16 El Centro
7 Brawley
8 Calexico
1 Holtville
1 Niland
1 Imperial
1 Westshores
1 Winterhaven
1 IHS/Ft. Yuma

myCAvax

HEALTHCARE PROVIDER NETWORKS



COVID-19 Vaccine Mass Joint Vaccination Clinic

- Drive-thru clinic conducted 2/12 at Imperial Valley College for 65+
- Online and phone registration
 - Over 15,000 online visitors within 1st hour
 - Over 7,100 calls between 8-10 am



Feb 12th COVID-19 Clinic





#IGotVaccinated



#MeVacuné

Thank You Partners!

County Departments:

Fire/OES

Social Services

Behavioral Health

Public Works

CEO's Office

Area Agency on Aging

Sheriff

Public Health

Imperial Valley College (IVC) Administration

IVC Nursing Program

IVC Fire Academy

American Medical Response (AMR)

American Red Cross

El Centro Fire Department

Holtville Fire Department

Imperial Irrigation District

California EMS Authority

Cal-MAT

CalOES

Valley Medical Pharmacy



COVID-19 Vaccine Clinics

Coordinated/
Conducted by
ICPHD

- 18 Travel Clinics
- 28 Curbside Clinics
- 1 Mid-Size Clinic
- 2 Mass (Joint)Vaccination Clinics

School Updates/Guidance

<https://covid19.ca.gov/industry-guidance/>

- California updated the guidance and framework for reopening K-12 schools for in-person learning for the 2020-2021 school year.
[COVID-19 and Reopening In-Person Instruction Framework & Public Health Guidance for K-12 Schools in California, 2020-2021 School Year \(PDF\).](#)
- Visit [Safe Schools for All](#) for the latest information and resources about COVID-19 and schools

School Updates/Guidance

<https://covid19.ca.gov/industry-guidance/>

Purple Tier Counties

- Schools may not reopen for grades 7-12 if the county is in Purple Tier.
- Schools serving students in grades K-6 may reopen for in-person instruction in counties with adjusted case rate below 25 cases per 100,000 population per day for at least 5 consecutive days.
 - Prior to re-opening: schools must submit a COVID-19 Safety Plan (CSP) and checklist to the local health department (LHD) and state. The LHD has 7 business days to review the plans.
- These new criteria and the requirements below replace the Elementary Education Waiver (issued August 3) that allowed Local Health Officers to grant a waiver to school applicants for grades K-6 if specific criteria were satisfied. All waivers approved prior to this date remain valid.

State of California Safe Schools For All Hub

California's Safe Schools for All Plan provides the support and accountability to establish a clear path to minimize in-school transmissions and enable, first, a phased return to in-person instruction, and then ongoing safe in-person instruction.

The Safe Schools For All Hub consolidates key resources and information related to COVID-19 and schools. New resources will be added to the Hub on a routine basis.

School Administrators

Portal for School Leaders to Request Technical Assistance from the State Safe Schools For All Team.

[Start Your Request →](#)

School Staff & Parents

Portal for School Staff and Parents to Report Concerns for Potential State Intervention and Enforcement.

[Provide Your Feedback →](#)

California's Safe Schools for All Plan

School leaders, staff, and families will have the resources, information, and supports to create safe working and learning environments. Read more about the "why" and the "how" below.



The Summary

See our collective approach to creating safe learning environments for school leaders, staff and our children.

[View →](#)



The Rationale

Understand the low risks and high benefits of educating children in the classroom.

[View →](#)



The Science

Read about the science and evidence that has informed our approach for safe and successful in-person instruction during this COVID-19 pandemic.

[View →](#)

<https://schools.covid19.ca.gov/>

Thank you



www.icphd.org