

# COVID-19

(coronavirus disease 2019)

## COMMUNITY FORUM

March 5, 2021



## Total Tests

118,762

Evaluaciones Totales

## Negative Tests

94,040

Evaluaciones Negativas

## Total Positive Cases

24,722

Total de Casos Positivos

## Active

114

Activos

## Recovered

23,969

Recuperados

## Deaths

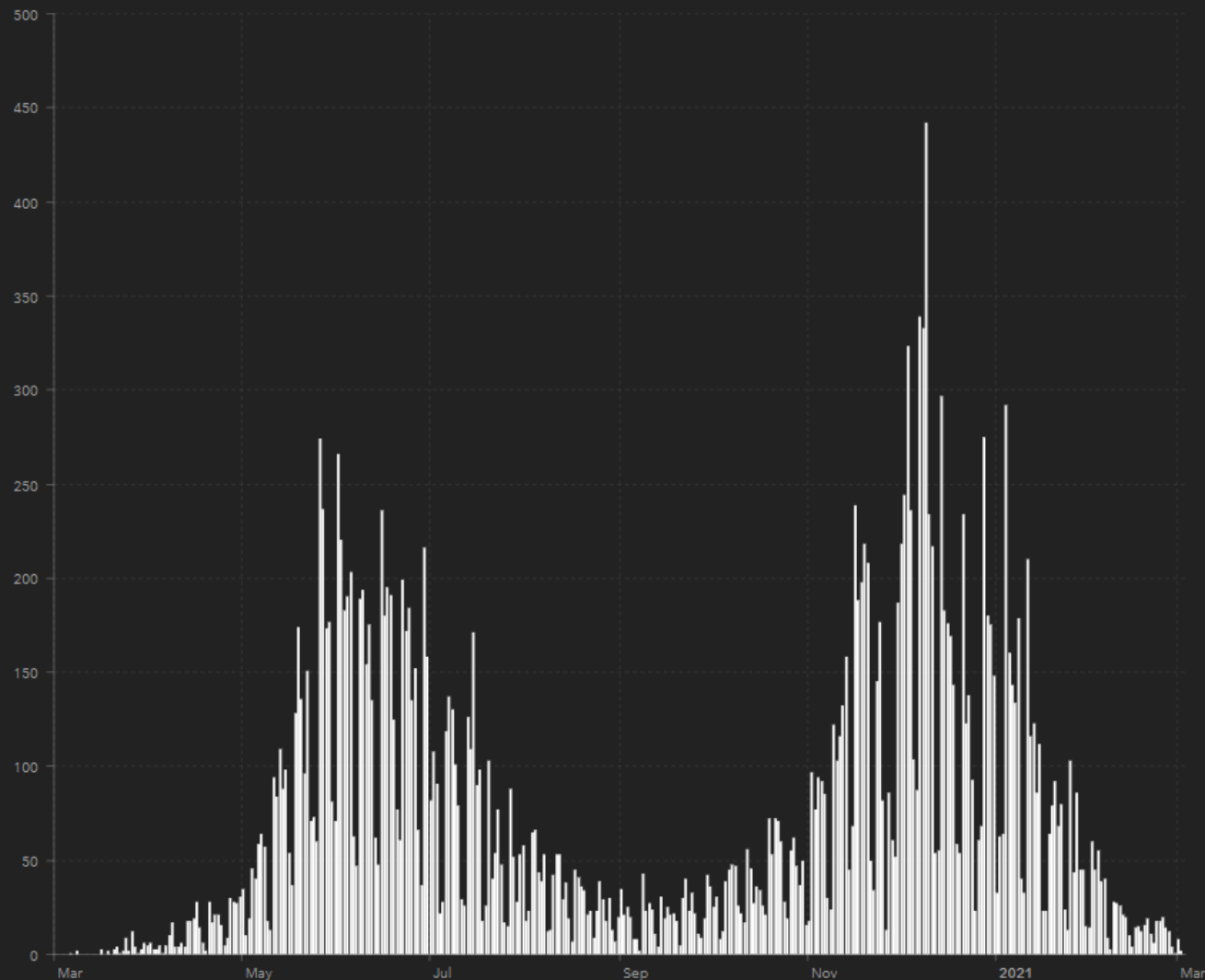
639

Defunciones

Your Internet browser may be loading the page from its cache and may not reflect the most recent data. Please refresh your page and/or cache to view the most current version of the data. This dashboard provides surveillance information about the Coronavirus Disease 2019 (COVID-19). Data used to produce this dashboard is updated daily but is considered preliminary and subject to change as a result of ongoing investigations being conducted by the Imperial County Public Health Department.

Please note that only diagnostic tests from approved laboratories are reflected on this dashboard.

### Positive Cases by Collection Date



### Cases by Location

#### 92231

Total Cases: 6,843  
Active Cases: 27  
Total Recovered: 6,605  
Deaths: 211

#### 92243

Total Cases: 6,729  
Active Cases: 28  
Total Recovered: 6,501  
Deaths: 200

#### 92227

Total Cases: 4,067  
Active Cases: 12  
Total Recovered: 3,967  
Deaths: 88

#### 92251

Total Cases: 2,742  
Active Cases: 20  
Total Recovered: 2,677  
Deaths: 45

#### 92249

Total Cases: 1,078  
Active Cases: 2  
Total Recovered: 1,052  
Deaths: 24

#### 92250

Total Cases: 1,007  
Active Cases: 5  
Total Recovered: 962  
Deaths: 40

#### 92233

Total Cases: 531  
Active Cases: 1  
Total Recovered: 522  
Deaths: 8

#### 92274

Total Cases: 512

Cases by Zip Code

Cases by Community

Cases by Date & Location

Cases Timeline

Cases Breakdown

Demographics

Deaths

Deaths Timeline

Hospitals Census

ICU Census

Ventilators

Details

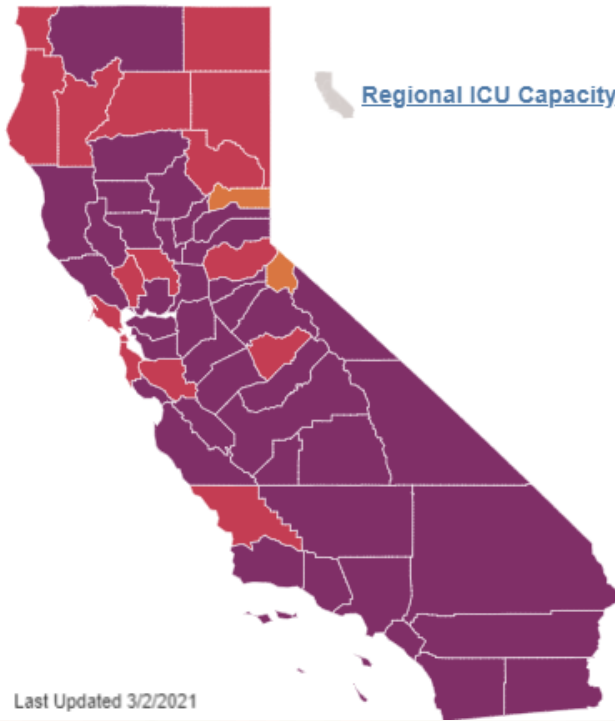
Data Last Updated (Última Actualización):

3/05/2021 8:30 AM

# Imperial County Tier Assignment & Metrics

## Current tier assignments as of March 2, 2021

Tier assignments may occur any day of the week and may occur more than once a week. Select a county to see what region it's in.



### Imperial County

Southern California Region

*Eligible to exit Regional Order effective 1/25/2021*

*Was placed on Regional Stay Home Order 12/6/20*

**COUNTY RISK LEVEL**

**Widespread\***

Many non-essential indoor business operations are closed

**COUNTY METRICS**

5.7 New COVID-19 cases per day per 100K

5.7 Adjusted case rate for tier assignment

3.3% Positivity rate (7-day average)

5.2% Health equity quartile positivity rate

County risk level	Adjusted case rate* 7-day average of daily COVID-19 cases per 100K with 7-day lag, adjusted for number of tests performed	Positivity rate** 7-day average of all COVID-19 tests performed that are positive	
		Entire county	Health equity quartile
<b>WIDESPREAD</b> Many non-essential indoor business operations are closed	<b>More than 7.0</b> Daily new cases (per 100k)	<b>More than 8.0%</b> Positive tests	
<b>SUBSTANTIAL</b> Some non-essential indoor business operations are closed	<b>4.0 – 7.0</b> Daily new cases (per 100k)	<b>5.0 – 8.0%</b> Positive tests	<b>5.3 – 8.0%</b> Positive tests
<b>MODERATE</b> Some indoor business operations are open with modifications	<b>1.0 – 3.9</b> Daily new cases (per 100k)	<b>2.0 – 4.9%</b> Positive tests	<b>2.2 – 5.2%</b> Positive tests
<b>MINIMAL</b> Most indoor business operations are open with modifications	<b>Less than 1.0</b> Daily new cases (per 100k)	<b>Less than 2.0%</b> Positive tests	<b>Less than 2.2%</b> Positive tests

3 weeks prior  
2/9

Widespread

2 weeks prior  
2/16

Widespread

1 week prior  
2/23

Widespread

Current  
3/2

Widespread

\*See California Blueprint Data Chart for tier determination

# COVID-19 –Tier Movement

<https://www.cdph.ca.gov/Programs/CID/DCDC/Pages/COVID-19/COVID19CountyMonitoringOverview.aspx>

## To advance to a less restrictive tier:

- 1A. County must have been in the current tier for a minimum of three weeks.
- 2A. **County must meet criteria for movement to the next less restrictive for the prior two consecutive weeks in order to progress to the next tier;** which can be achieved by either or combination of criteria described below:
  1. Meeting the Adjusted Case Rate, Test Positivity, and Health Equity metric criteria for a less restrictive tier.
  2. Meeting the criteria for movement to the next less restrictive tier through health equity accelerated progression.





# **Blueprint for a Safer Economy**

## Activity and Business Tier Matrix

# Blueprint for a Safer Economy

Specific tier based on risk-based criteria

## Activity and Business Tiers

SECTORS	Widespread Tier 1	Substantial Tier 2	Moderate Tier 3	Minimal Tier 4
Critical Infrastructure	Open with modifications	Open with modifications	Open with modifications	Open with modifications
Gatherings*	Outdoor gatherings only with modifications <ul style="list-style-type: none"><li>Max 3 households</li></ul>	Indoor gatherings strongly discouraged, allowed with modifications <ul style="list-style-type: none"><li>Max 3 households</li></ul>	Indoor gatherings strongly discouraged, allowed with modifications <ul style="list-style-type: none"><li>Max 3 households</li></ul>	Indoor gatherings strongly discouraged, allowed with modifications <ul style="list-style-type: none"><li>Max 3 households</li></ul>
Limited Services	Open with modifications	Open with modifications	Open with modifications	Open with modifications
Outdoor Playgrounds & Outdoor Recreational Facilities **	Open with modifications	Open with modifications	Open with modifications	Open with modifications
Hair Salons & Barbershops	Open Indoors with modifications	Open indoors with modifications	Open indoors with modifications	Open indoors with modifications



SECTORS	Widespread Tier 1	Substantial Tier 2	Moderate Tier 3	Minimal Tier 4
<b>All Retail</b> (including critical infrastructure, except standalone grocers)	Open Indoors with modifications <ul style="list-style-type: none"> <li>Max 25% capacity</li> </ul>	Open Indoors with modifications <ul style="list-style-type: none"> <li>Max 50% capacity</li> </ul>	Open Indoors with modifications	Open Indoors with modifications
<b>Shopping Centers (Malls, Destination Centers, Swap Meets)</b>	Open Indoors with modifications <ul style="list-style-type: none"> <li>Max 25% capacity</li> <li>Closed common areas</li> <li>Closed food courts</li> </ul>	Open indoors with modifications <ul style="list-style-type: none"> <li>Max 50% capacity</li> <li>Closed common areas</li> <li>Reduced capacity food courts (see restaurants)</li> </ul>	Open indoors with modifications <ul style="list-style-type: none"> <li>Closed common areas</li> <li>Reduced capacity food courts (see restaurants)</li> </ul>	Open Indoors with modifications <ul style="list-style-type: none"> <li>Reduced capacity food courts (see restaurants)</li> </ul>
<b>Personal Care Services***</b>	Open Indoors with modifications	Open indoors with modifications	Open indoors with modifications	Open indoors with modifications
<b>Museums, Zoos, and Aquariums</b>	Outdoor Only with modifications	Open indoors with modifications <ul style="list-style-type: none"> <li>Indoor activities max 25% capacity</li> </ul>	Open indoors with modifications <ul style="list-style-type: none"> <li>Indoor activities max 50% capacity</li> </ul>	Open indoors with modifications

SECTORS	Widespread Tier 1	Substantial Tier 2	Moderate Tier 3	Minimal Tier 4
<b>Places of Worship****</b>	Open indoors with modifications <ul style="list-style-type: none"> <li>• Max 25% capacity</li> </ul>	Open indoors with modifications <ul style="list-style-type: none"> <li>• Max 25% capacity</li> </ul>	Open indoors with modifications <ul style="list-style-type: none"> <li>• Max 50% capacity</li> </ul>	Open indoors with modifications <ul style="list-style-type: none"> <li>• Max 50% capacity</li> </ul>
<b>Movie Theaters</b>	Outdoor Only with modifications	Open Indoors with modifications <ul style="list-style-type: none"> <li>• Max 25% capacity or 100 people, whichever is fewer</li> </ul>	Open indoors with modifications <ul style="list-style-type: none"> <li>• Max 50% capacity or 200 people, whichever is fewer</li> </ul>	Open indoors with modifications <ul style="list-style-type: none"> <li>• Max 50% capacity</li> </ul>
<b>Hotels and Lodging</b>	Open with modifications	Open with modifications <ul style="list-style-type: none"> <li>• +Fitness centers (+10%)</li> </ul>	Open with modifications <ul style="list-style-type: none"> <li>• +Fitness centers (+25%)</li> <li>• +Indoor pools</li> </ul>	Open with modifications <ul style="list-style-type: none"> <li>• +Fitness Centers (50%)</li> <li>• +Spa facilities etc.</li> </ul>
<b>Gyms and Fitness Centers</b>	Outdoor Only with modifications	Open indoors with modifications <ul style="list-style-type: none"> <li>• Max 10% capacity</li> <li>• +Climbing walls</li> </ul>	Open indoors with modifications <ul style="list-style-type: none"> <li>• Max 25% capacity</li> <li>• +Indoor pools</li> </ul>	Open indoors with modifications <ul style="list-style-type: none"> <li>• +Saunas</li> <li>• +Steam rooms</li> <li>• Max 50% capacity</li> </ul>



SECTORS	Widespread Tier 1	Substantial Tier 2	Moderate Tier 3	Minimal Tier 4
<b>Restaurants</b>	Outdoor Only with modifications	Open indoors with modifications <ul style="list-style-type: none"> <li>Max 25% capacity or 100 people, whichever is fewer</li> </ul>	Open indoors with modifications <ul style="list-style-type: none"> <li>Max 50% capacity or 200 people, whichever is fewer</li> </ul>	Open indoors with modifications <ul style="list-style-type: none"> <li>Max 50% capacity</li> </ul>
<b>Wineries</b>	Outdoor Only with modifications	Outdoor Only with modifications	Open indoors with modifications <ul style="list-style-type: none"> <li>Max 25% capacity indoors, or 100 people, whichever is fewer</li> </ul>	Open indoors with modifications <ul style="list-style-type: none"> <li>Max 50% capacity or 200 people indoors, whichever is fewer</li> </ul>
<b>Bars, Breweries, and Distilleries</b> (where no meal provided) (follow restaurant guidance where meal is provided)	Closed	Closed	Open Outdoors with modifications	Open indoors with modifications <ul style="list-style-type: none"> <li>Max 50% capacity</li> </ul>
<b>Family Entertainment Centers</b>	Outdoor Only with modifications e.g. <ul style="list-style-type: none"> <li>Kart Racing</li> <li>Mini Golf</li> <li>Batting Cages</li> </ul>	Outdoor Only with modifications e.g. <ul style="list-style-type: none"> <li>Kart Racing</li> <li>Mini Golf</li> <li>Batting Cages</li> </ul>	Open Indoors for naturally distanced activities with modifications <ul style="list-style-type: none"> <li>Max 25% capacity</li> <li>Bowling Alleys</li> </ul>	Open indoors for activities with increased risk of proximity and mixing with modifications <ul style="list-style-type: none"> <li>Max 50% capacity</li> <li>Arcade Games</li> <li>Ice and roller skating</li> <li>Indoor playgrounds</li> </ul>

SECTORS	Widespread Tier 1	Substantial Tier 2	Moderate Tier 3	Minimal Tier 4
<b>Cardrooms, Satellite Wagering</b>	Outdoor Only with modifications	Outdoor Only with modifications	Open indoors with modifications <ul style="list-style-type: none"> <li>• Max 25% capacity</li> </ul>	Open indoors with modifications <ul style="list-style-type: none"> <li>• Max 50% capacity</li> </ul>
<b>Offices</b>	Remote	Remote	Open indoors with modifications <ul style="list-style-type: none"> <li>• Encourage telework</li> </ul>	Open indoors with modifications <ul style="list-style-type: none"> <li>• Encourage telework</li> </ul>
<b>Professional Sports</b>	Open <ul style="list-style-type: none"> <li>• Without live audiences</li> <li>• With modifications</li> </ul>	Open <ul style="list-style-type: none"> <li>• Without live audiences</li> <li>• With modifications</li> </ul>	Open <ul style="list-style-type: none"> <li>• Without live audiences</li> <li>• With modifications</li> </ul>	Open <ul style="list-style-type: none"> <li>• Without live audiences</li> <li>• With modifications</li> </ul>
<b>Live Audience Sports***</b>	Closed	Closed	Outdoors Only <ul style="list-style-type: none"> <li>• Max 20%</li> <li>• Regional visitors (120 miles)</li> <li>• Advanced reservations only</li> <li>• Assigned seating only</li> <li>• In-seat concessions only (No concourse sales)</li> </ul>	Outdoors Only <ul style="list-style-type: none"> <li>• Max 25%</li> <li>• Regional visitors (120 miles)</li> <li>• Advanced reservations only</li> <li>• Assigned seating only</li> <li>• In-seat concessions only (No concourse sales)</li> </ul>

SECTORS	Widespread Tier 1	Substantial Tier 2	Moderate Tier 3	Minimal Tier 4
Amusement Parks***	Closed	Closed	Smaller Parks Open <ul style="list-style-type: none"> <li>• 25% capacity or 500 people, whichever is fewer</li> <li>• Outdoor attractions only</li> <li>• In-county visitors only</li> <li>• Advanced reservations only</li> </ul>	Larger Parks Open <ul style="list-style-type: none"> <li>• 25% capacity</li> <li>• Advanced reservations only</li> </ul>

[Specific tier based on risk-based criteria](#)

\*Gatherings updated November 13, 2020

\*\*Outdoor playgrounds and outdoor recreational facilities updated September 28, 2020

\*\*\*Personal care services, live audience professional sports and amusement parks updated October 20, 2020

\*\*\*\*Places of worship updated February 6, 2021



## Blueprint for a Safer Economy

Last updated March 3, 2021 at 4:38 PM

[county-status](#)

California has a blueprint for reducing COVID-19 in the state with revised criteria for loosening and tightening restrictions on activities.

### Find the status for activities in your county

County

Activity

Imperial

⊗ Clear

Enter a business or activity

GET LATEST RISK LEVELS

### Imperial

Region: Southern California

WIDESPREAD

Many non-essential indoor business operations are closed. [Understand the data.](#)

Counties can restrict further. Check your [county's website.](#)

In light of the recent, unprecedented surge in rate of increase of cases, the following changes are effective



# Industry guidance to reduce risk

Last updated February 26, 2021 at 8:46 PM

## Ventilation guidance for businesses operating indoors

All businesses permitted to operate indoors must follow the California Department of Public Health interim [guidance for ventilation, filtration, and air quality](#) to reduce the spread of COVID-19.

Every business needs to support a safe, clean, and low-risk environment. If you own or manage a business, find the guidance for your industry and follow it to protect your workers and customers.

On this page:

- [Find out if your business can open](#)
- [Protect your workers](#)
- [Ventilation for indoor operations](#)
- [Temporary structures for outdoor operations](#)
- [Industry guidance](#) (for specific industries)

<https://covid19.ca.gov/industry-guidance/>

## What is the eligibility window for school reopening once a county has met the criteria of being in the Red Tier or with a case rate of less than 25?

Schools in counties that have met the relevant criteria for school reopening per the K-12 Guidance have a three-week period to open, starting the day the county meets the criterion for reopening, even if the county stops meeting the criterion during that window (i.e., case rate is  $\geq 25$  in a subsequent calculation or the county assignment goes back to the Purple Tier during the window). The window will be determined as follows: **The first day a county is considered in the Red Tier is the Wednesday following the weekly county tier assignments are announced and posted on the Blueprint website (Tuesdays).** Similarly, the first day that elementary schools in a county are eligible for the elementary reopening process is the Wednesday after a weekly case rate of less than 25 is posted. For example, if a county is assigned to the Red Tier on Tuesday, March 9, the first full day the county is in the Red Tier is Wednesday, March 10. The window of eligibility for reopening would continue until the end of the day on March 30 regardless of any change to Purple tier assignment during that time. On March 31, schools in that county would not be able to open if the county had gone back to the Purple tier. If the county is in the Red Tier on March 31, then the schools remain eligible to reopen. The goal of the three-week window is to facilitate calm and safe school reopenings.

[K-12 schools reopening framework and guidance](#) and [questions and answers](#)



# COVID-19 and Reopening In-Person Instruction Framework & Public Health Guidance for K-12 Schools in California, 2020-2021 School Year

January 14, 2021



**Table 1. School reopening actions for in-person instruction, by Blueprint Tier**

Yellow	Orange	Red	Purple
<ul style="list-style-type: none"> <li>- CSP posted publicly for K-12<sup>th</sup> grades 5 days prior to in-person instruction.</li> </ul>	<ul style="list-style-type: none"> <li>- CSP posted publicly for K-12<sup>th</sup> grades 5 days prior to in-person instruction.</li> </ul>	<ul style="list-style-type: none"> <li>- CSP posted publicly for K-12<sup>th</sup> grades 5 days prior to in-person instruction.</li> <li>- Schools may post the CSP while the county is in Purple tier.*</li> </ul>	<ul style="list-style-type: none"> <li>- <u>Already reopened</u>: CSP posted publicly by 02/01/21.</li> <li>- <u>Not previously open</u>: <ul style="list-style-type: none"> <li>- CSP posted publicly for K-6, and submitted concurrently to LHD and State Safe Schools for All Team.</li> <li>- 7 business days for review.</li> <li>- 7<sup>th</sup>-12<sup>th</sup> grade reopening not permitted if in this tier.</li> <li>- K-6<sup>th</sup> grade reopening not permitted if CR≥25*, though CSP can be posted and submitted for review.</li> <li>- Note: Targeted in-person instruction may be offered pursuant to the Cohorting Guidance.</li> </ul> </li> </ul>

\*Note three-week eligibility window for school re-opening noted above in “School re-opening eligibility window.” While not required, LEAs are strongly encouraged to post on their website, along with the CSP, the detailed plans describing how they will meet the requirements outlined in the CSP elements. This can provide transparency to school community members making decisions about participation in in-person learning.

The email address for submission of the CSP to the State Safe Schools for All Team is: [K12csp@cdph.ca.gov](mailto:K12csp@cdph.ca.gov)

# State of California Safe Schools For All Hub

California's Safe Schools for All Plan provides the support and accountability to establish a clear path to minimize in-school transmissions and enable, first, a phased return to in-person instruction, and then ongoing safe in-person instruction.

The Safe Schools For All Hub consolidates key resources and information related to COVID-19 and schools. New resources will be added to the Hub on a routine basis.

## School Administrators & LHDs/Jurisdiction

Portal for School Leaders and LHD/LHJs to Request Technical Assistance from the State Safe Schools For All Team.

[Start Your Request →](#)

## School Staff & Parents

Portal for School Staff and Parents to Report Concerns for Potential State Intervention and Enforcement.

[Provide Your Feedback →](#)

## School Reopening for In-Person Instruction Status

Use interactive maps to see school district, charter school and private school status on reopening, safety planning, and COVID-19 resources. [Click here to learn more.](#)



### DISTRICT (BETA)

#### School Districts Reopening Map

Find your school district's current reopening and Safety Plan submission status and current funding.

[View →](#)



### CHARTER (BETA)

#### Charter Schools Reopening Map

Find your school's current reopening and Safety Plan submission status and current funding.

[View →](#)



### PRIVATE (BETA)

#### Private Schools Reopening Map

Find your school's current reopening and Safety Plan submission status.

[View →](#)

<https://schools.covid19.ca.gov/>

## California's Safe Schools for All Plan

School leaders, staff, and families will have the resources, information, and supports to create safe working and learning environments. Read more about the "why" and the "how" below.



### The Summary

See our collective approach to creating safe learning environments for school leaders, staff and our children.

[View →](#)



### The Rationale

Understand the low risks and high benefits of educating children in the classroom.

[View →](#)



### The Science

Read about the science and evidence that has informed our approach for safe and successful in-person instruction during this COVID-19 pandemic.

[View →](#)

## What's New

We will regularly update this Hub with new resources to support safe in-person instruction. Find the latest below.



### Vaccines for K-12 Staff

New vaccine appointments for K-12 school staff.

[Learn More →](#)  
[Governor's Press Release →](#)  
[CA Vaccine Information →](#)



### CDC & CA K-12 Crosswalk

Brief comparison between recent CDC guidance and existing CA guidance.

[View & Download →](#)



### K-12 School Guidance Q&A

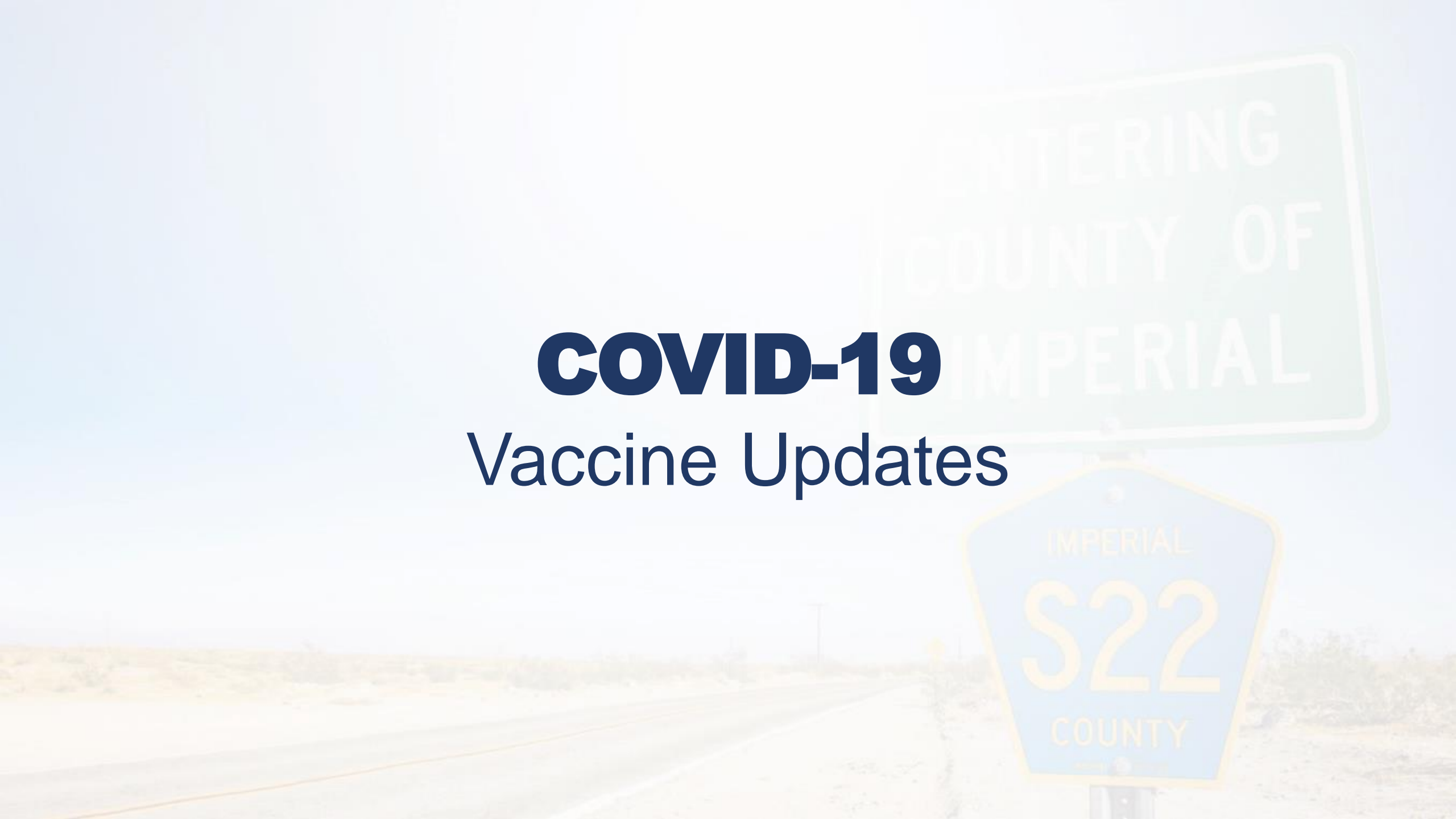
See our latest frequently asked questions.

[View →](#)



# **COVID-19**

## Vaccine Updates





# COVID-19 Vaccine Updates

FDA NEWS RELEASE

## FDA Issues Emergency Use Authorization for Third COVID-19 Vaccine

*Action Advances Fight Against COVID-19, Follows Comprehensive Evaluation of Available Safety, Effectiveness and Manufacturing Quality Information by FDA Career Scientists, Input from External Experts*



For Immediate Release: February 27, 2021

Today, the U.S. Food and Drug Administration issued an emergency use authorization (EUA) for the third vaccine for the prevention of coronavirus disease 2019 (COVID-19) caused by severe acute respiratory syndrome coronavirus 2 (SARS-CoV-2). The EUA allows the Janssen COVID-19 Vaccine to be distributed in the U.S for use in individuals 18 years of age and older.

“The authorization of this vaccine expands the availability of vaccines, the best medical prevention method for COVID-19, to help us in the fight against this pandemic, which has claimed over half a million lives in the United States,” said Acting FDA Commissioner Janet Woodcock, M.D. “The FDA, through our open and transparent scientific review process, has now authorized three COVID-19 vaccines with the urgency called for during this pandemic, using the agency’s rigorous standards for safety, effectiveness and manufacturing quality needed to support emergency use authorization.”

## 4 million J&J Covid vaccines ship out, Americans expected to receive shots within 2 days

“Within the next 24 to 48 hours, Americans should start receiving shots in arms,” Johnson & Johnson's CEO said Monday morning.



# COVID-19 Vaccine Prioritization Overview

Updated Guidance: <https://www.cdph.ca.gov/Programs/CID/DCDC/Pages/COVID-19/VaccineAllocationGuidelines.aspx>

Revisions February 4, 2021 to align with updated CA guidance

Vaccinating as supplies allow

## Phase 1a

STARTED 12/18/20

Tiers 1-3  
Healthcare

Long-term Care  
Residents

## Phase 1b, Tier 1

STARTED 1/18/21, VACCINATING AS SUPPLIES ALLOW

Seniors 65+

Emergency  
Services

Education  
& Childcare

Food &  
Agriculture

# **COVID-19 Vaccine** Imperial County Transition Phase

<https://covid19.ca.gov/vaccines/>

**March 8<sup>th</sup>: Enrolled vaccine providers vaccinate 65+ and all in eligible sectors, except education**

**Phase 1A, Tiers 1-3  
Phase 1B, 65+, Tier 1**

Education sector: 10% of allocation set aside. Working directly with Imperial County Office of Education.

**March 15<sup>th</sup>: MyTurn goes 'live' at ICPHD. Other providers start onboarding process.**

**Phase 1A, Tiers 1-3 & 1B, 65+ Tier 1  
16-64 yrs. w/severe health conditions**

Education sector: 10% of allocation set aside. Working directly with Imperial County Office of Education.



# COVID-19 Vaccine Received

<https://covid19.ca.gov/vaccines/>

Dec 17, 2020 – Mar 4, 2021

## Received

1<sup>st</sup> & 2<sup>nd</sup> DOSES

35,350

## Pending

THIS WEEK

0

NEXT WEEK

8,510

# COVID-19 Vaccine Administered

<https://covid19.ca.gov/vaccines/>

## CA.GOV COVID-19: Vaccine Dashboard



### Administered

9,673,787



### Delivered \*

12,754,340



### Shipped \*

13,098,655

CDC Pharmacy Partnership Programs \*\*



1,495,840  
Delivered

1,633,340  
Shipped

County

(All)



### Doses Administered by County of Residence

Merced	41,123
Humboldt	32,727
Shasta	32,604
Mendocino	31,072
Imperial	29,171
Madera	28,532
Nevada	25,885
Sutter	20,984
Tuolumne	16,181
Kings	15,389
Lake	14,836

Imperial

Total Doses Administered by County of Residence: 29,171

\* Doses shipped and delivered include doses that were distributed as part of the CDC Long-Term Care Facility Pharmacy Partnership (LTCF) program to vaccinate residents at California's Skilled Nursing Facilities and other congregate living facilities, and Federal Retail Pharmacy Program. This does not include the following Federal entities: Indian Health Service, Department of Defense, U.S. Federal Bureau of Prisons, and Veterans Affairs. Data files downloaded from Operation Warp Speed Tiberius platform at 6am daily.

\*\* CDC Pharmacy Partnership for Long-Term Care Facility (LTCF) Program and Federal Retail Pharmacy Prog..

The count for doses administered is not complete today due to data processing latency experienced yesterday. A complete count will be published by Friday, March 5.

Data: 3/3/2021 11:59pm | Posted: 3/4/2021

## Vaccines on hand

Vaccinating all 58 counties requires partnership between the State, local health jurisdictions and all vaccinators to manage and use inventory. See how providers are tracking vaccines on hand and administered.

VIEW VACCINE DOSES ON HAND BY PROVIDER



Toggle Views

Summary



Information on how to read the data

2,087,297

Total Doses on Hand

MCE/LHJ/LTCF	Type	Total Doses on Hand
Fresno	Local Health Jurisdiction	38,411
Glenn	Local Health Jurisdiction	1,290
Humboldt	Local Health Jurisdiction	1,630
Imperial	Local Health Jurisdiction	5,644
Inyo	Local Health Jurisdiction	910
Kaiser Permanente	Multi-County Entity	503,163
Kern	Local Health Jurisdiction	33,249
Kings	Local Health Jurisdiction	4,950
Lake	Local Health Jurisdiction	1,836
Lassen	Local Health Jurisdiction	660
Long Beach	Local Health Jurisdiction	16,388
Los Angeles	Local Health Jurisdiction	234,960
Madera	Local Health Jurisdiction	8,952
Marin	Local Health Jurisdiction	11,853
Mariposa	Local Health Jurisdiction	940
Mendocino	Local Health Jurisdiction	2,570
Merced	Local Health Jurisdiction	3,281
Modoc	Local Health Jurisdiction	636
Mono	Local Health Jurisdiction	2,140

# Vaccines

Last updated March 2, 2021 at 2:45 PM

## Get vaccinated—it's safe, effective, and free

Vaccinations are in high demand. But you can find out when it's your turn to get one. Sign up at [myturn.ca.gov](https://myturn.ca.gov) or call (833) 422-4255 and schedule your appointment, or get notified when appointments are available in your area.

[Sign up for the vaccine](#)



COVID-19 vaccination is one of the most important tools to end the COVID-19 pandemic. The State will equitably distribute a safe and effective vaccine to everyone in California who wants it. We expect to have enough supplies to vaccinate most Californians by summer 2021.

On this page you will find:

- [When you can get vaccinated](#)
- [How to get vaccinated](#)
- [How vaccines work](#)
- [What to expect after vaccination](#)
- [Spread the news about the vaccines](#)
- [Vaccination progress dashboards](#)
- [Questions and answers](#)

<https://covid19.ca.gov/vaccines/>





## What's Open in Imperial County?

# Open



[Health Information And Resources](#) / [Healthy Facts](#) / [Covid 19](#) / [Covid 19 Vaccine](#) / [Vaccine Providers](#)

### Health Information and Resources

⊕ Data & Statistics

⊕ Health & Wellness

⊕ Health Insurance

⊕ Healthy Facts

⊕ COVID-19

⊕ COVID-19 Data

⊕ COVID-19 Vaccine

**Vaccine Providers**

Vaccine Schedule

Vaccine Resources &  
Links

Subscribe for COVID-  
19 Vaccine  
notifications

Community COVID-19  
Update

Worksite Specific  
Protection Plan

Home Isolation &  
Quarantine

COVID-19 Testing

Department Essential  
Services

⊕ Frequently Asked  
Questions

COVID-19 Testing

### Vaccine Providers

Select language: **English** ▼

## Vaccine Providers

Below are links to help individuals find a site that may be receiving vaccine based on priority group you may fall in:

#### Imperial County Public Health Department Clinics

#### El Centro

#### Brawley

**Vaccine Provider:** Pioneers Memorial Healthcare District

**Address:** 207 W Legion Rd, Brawley, CA 92227

**Phone Number:** (760) 351-3878

**Website:** [pmhd.org](http://pmhd.org)

**Vaccine Provider:** Valley Medical Pharmacy

**Address:** 630 Main St., Brawley, CA 92227

**Phone Number:** (760) 344-6303

**Website:** [www.valleymedicalpharmacy.com](http://www.valleymedicalpharmacy.com)

**Other Information:** Go to website and click on "Covid-19 Vaccine Appointment" or [click here](#). Individuals will be unable to make an appointment if there is no available COVID-19 vaccine.

**Address:** 900 Main St. Brawley, CA 92227

**Phone Number:** 760-344-6471

**Website:** <http://cdsdp.org/>

**Other Information:** COVID-19 Vaccine clinics have been scheduled with appointments and are currently filled. Appointments scheduled were based on waiting list gathered during first COVID vaccine roll out.

**Vaccine Provider:** Vo Medical Center- Brawley

**Address:** 409 W. Main St, Brawley, CA 92227

## Vaccines & Immunizations

CDC > COVID-19 Vaccination > Planning & Partnerships



### 🏠 COVID-19 Vaccination

Product Info by US Vaccine +

Clinical Care +

Provider Requirements and Support +

Training and Education +

Recipient Education +

Planning & Partnerships -

COVID-19 Vaccination Program  
Operational Guidance

**Federal Retail Pharmacy Program** -

Participating Pharmacies

FAQs about the Federal Retail  
Pharmacy Program

Long-Term Care Pharmacy  
Partnerships +

Federally Qualified Health Centers

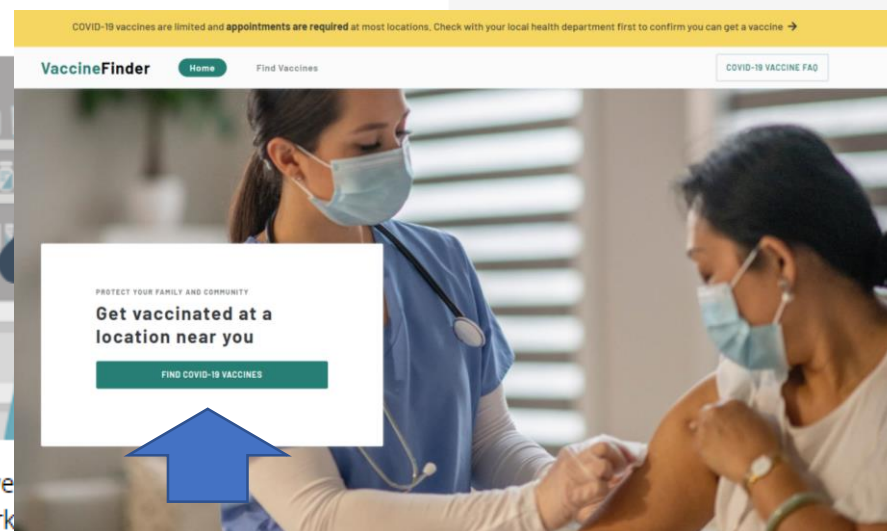
# Understanding the Federal Retail Pharmacy Program for COVID-19 Vaccination



The Federal Retail Pharmacy Program for COVID-19 Vaccination is a collaboration between the federal government and territories, and 21 national pharmacy partners and independent pharmacy networks to provide COVID-19 vaccination across the United States. This program is one component of the Federal government's strategy to expand access to vaccines for the American public. The program is being implemented incrementally based on the available vaccine supply, with select retail pharmacy locations providing COVID-19 vaccine to eligible individuals. As vaccine availability increases over time, the program will expand to ultimately include all 40,000+ pharmacies.

## Why Pharmacies?

Pharmacists are highly trusted and trained healthcare providers who have direct access to and knowledge of their patient populations. Pharmacists are trained to counsel patients, administer vaccine, and provide vaccine education, and pharmacies are readily accessible in communities – with most Americans living within five miles of a pharmacy. Recognizing this, the federal government made them a key part of its COVID-19 vaccination strategy. While the program will ultimately



# Don't let your guard down...

- Stay home if you are sick
- Wear a mask in public
- Wash your hands regularly
- Avoid crowds
- Stay six feet away from others
- Limit mixing with people you don't live with
- Get vaccinated





**Thank you**



[www.icphd.org](http://www.icphd.org)