

# COVID-19

(coronavirus disease 2019)

**PRESS CONFERENCE**

January 28, 2021



Your Internet browser may be loading the page from its cache and may not reflect the most recent data. Please refresh your page and/or cache to view the most current version of the data. This dashboard provides surveillance information about the Coronavirus Disease 2019 (COVID-19). Data used to produce this dashboard is updated daily but is considered preliminary and subject to change as a result of ongoing investigations being conducted by the Imperial County Public Health Department.

Please note that only diagnostic tests from approved laboratories are reflected on this dashboard.

**Total Tests**  
**117,340**  
 Total Evaluaciones

**Negative Tests**  
**90,922**  
 Evaluaciones Negativas

**Cases Pending Investigation**  
**8**  
 Casos en Investigación

**Out of County Cases**  
**415**  
 Casos Fuera Del Condado

**Out of Country Cases**  
**168**  
 Casos Fuera Del País

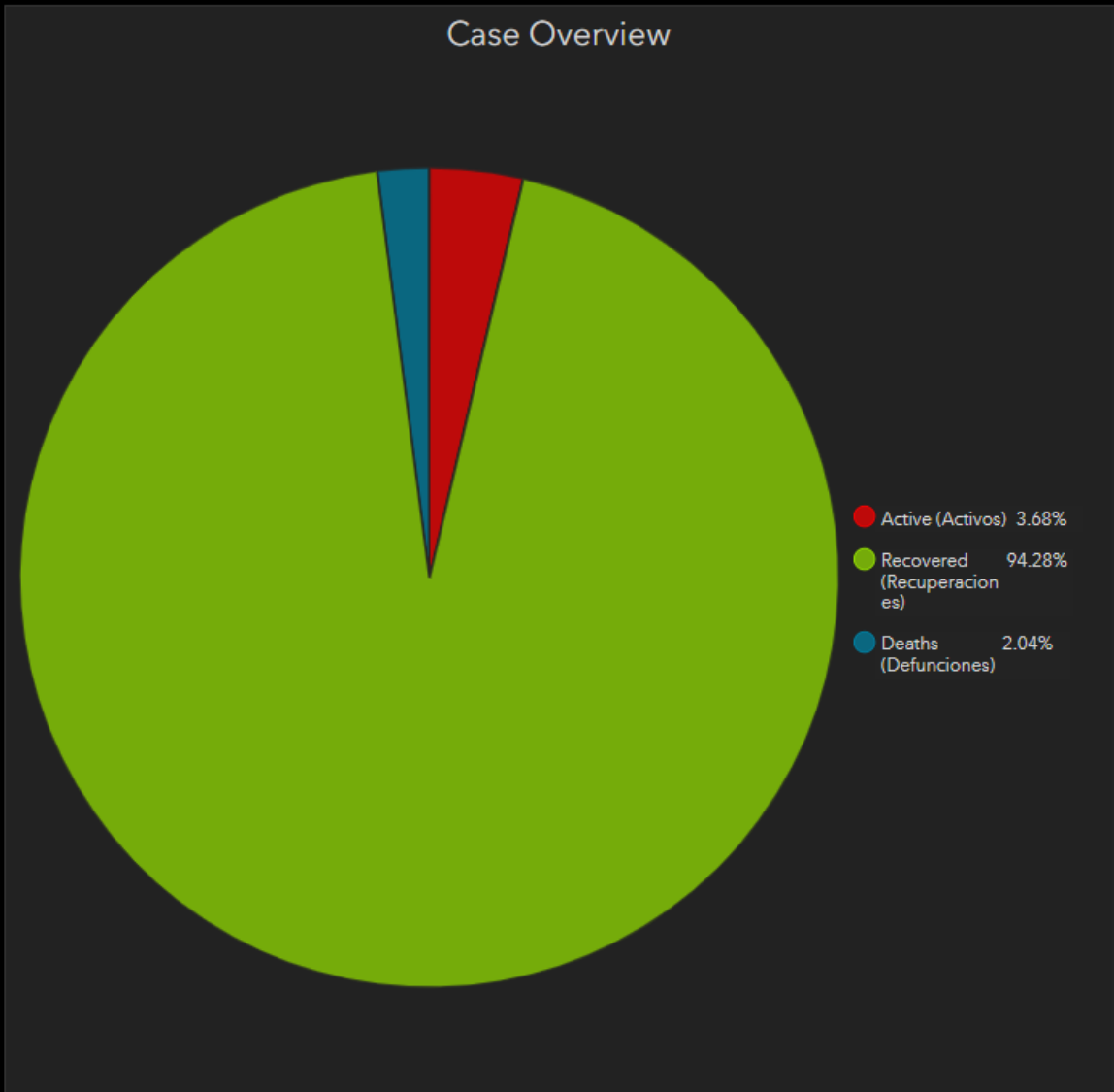
**Total Positive Cases**  
**25,827**  
 Total de Casos Positivos

**Active Cases**  
**950**  
 Casos Activos

**Recovered**  
**24,349**  
 Recuperados

**Deaths**  
**528**  
 Defunciones

Data Last Updated (Última Actualización):



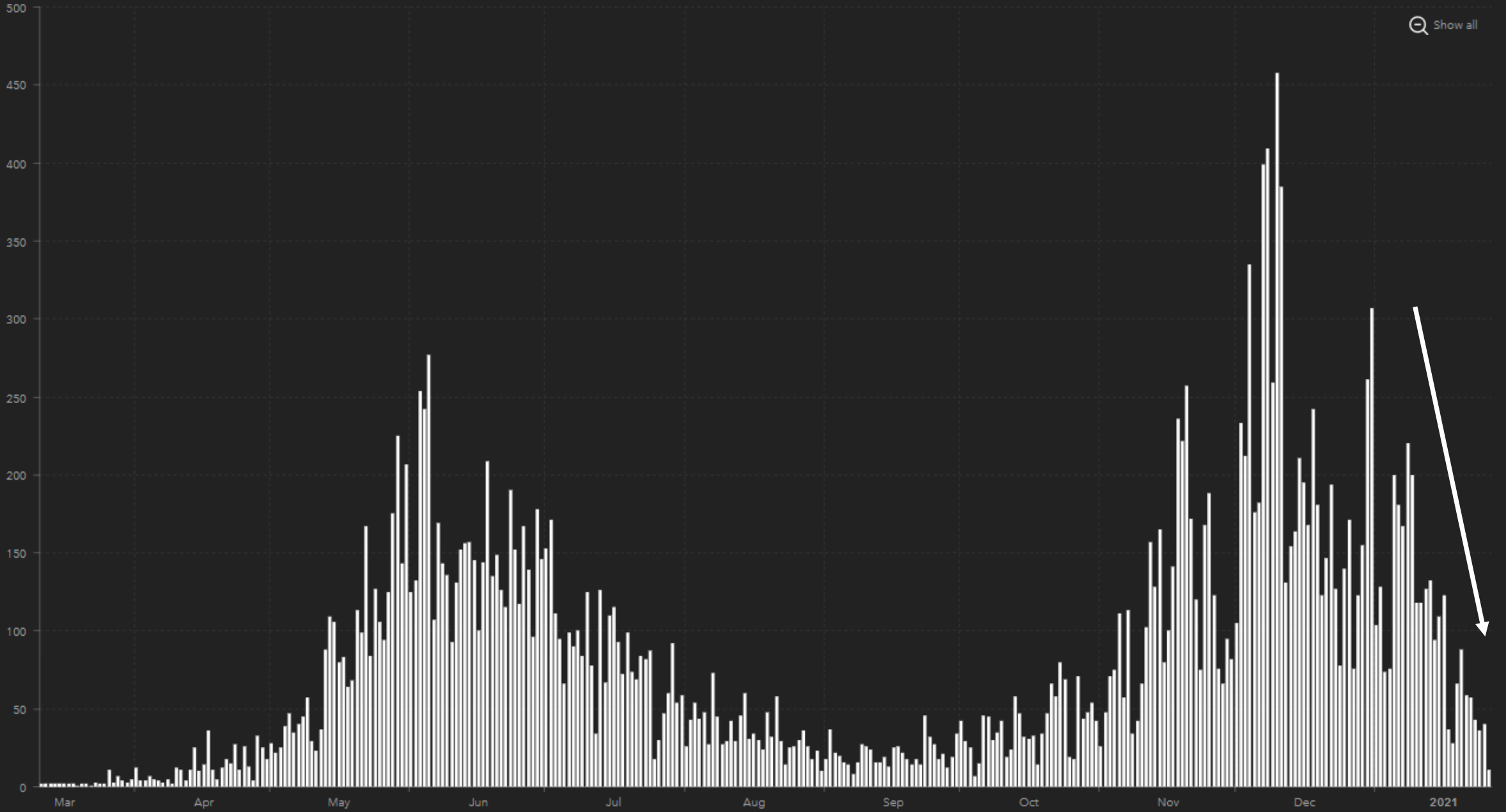
Resumen de Casos

### Cases by Location

<b>92231</b>	Total Cases: 6,966
	Active Cases: 194
	Total Recovered: 6,597
	Deaths: 175
<b>92243</b>	Total Cases: 6,692
	Active Cases: 251
	Total Recovered: 6,276
	Deaths: 165
<b>92227</b>	Total Cases: 3,947
	Active Cases: 194
	Total Recovered: 3,683
	Deaths: 70
<b>92251</b>	Total Cases: 3,423
	Active Cases: 111
	Total Recovered: 3,275
	Deaths: 37
<b>92233</b>	Total Cases: 1,412
	Active Cases: 49
	Total Recovered: 1,358
	Deaths: 5
<b>92249</b>	Total Cases: 1,075
	Active Cases: 37
	Total Recovered: 1,015
	Deaths: 23
<b>92250</b>	Total Cases: 993
	Active Cases: 31
	Total Recovered: 925
	Deaths: 37
<b>92274</b>	Total Cases: 455

[Cases by Zip Code](#) [Cases by Community](#)

# Positive Cases by Result Date



# Hospitals Census | *Censo Hospitalario*

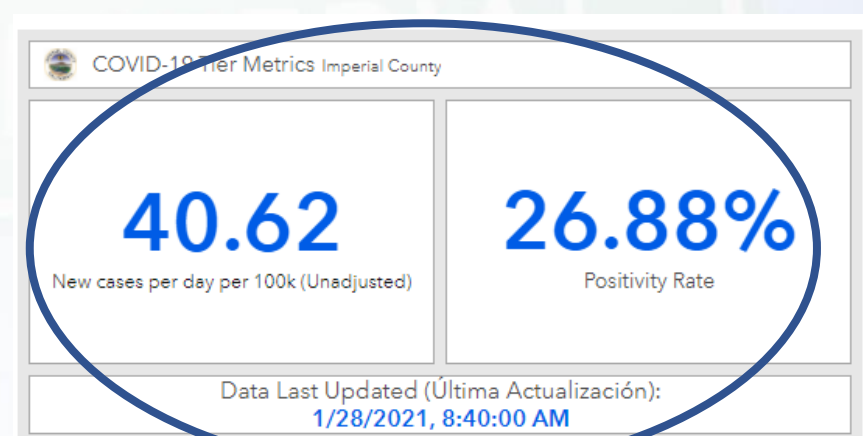
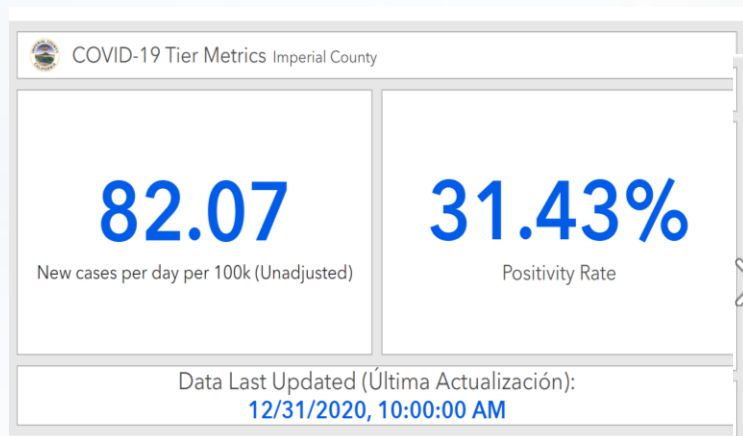
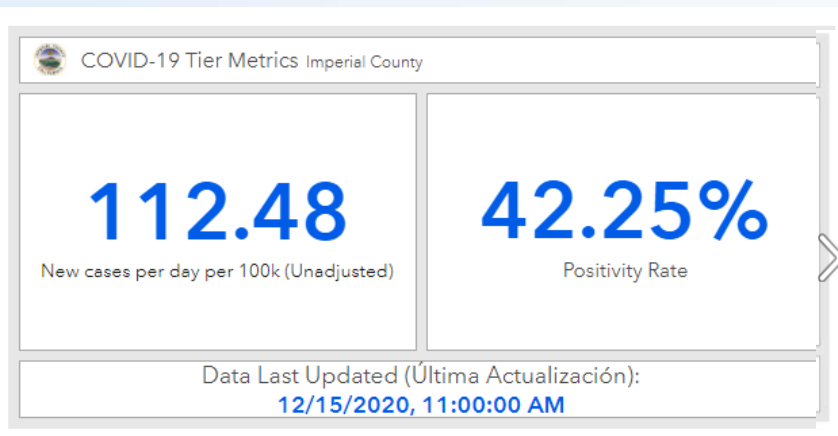


● Hospitalized COVID-19 Positive Patients  
● Suspected COVID-19 Positive Patients

\* Patients in Imperial County Hospitals

# Local Dashboard Metrics

Source: <http://www.icphd.org/health-information-&-resources/healthy-facts/covid-19/covid-19-metrics/>

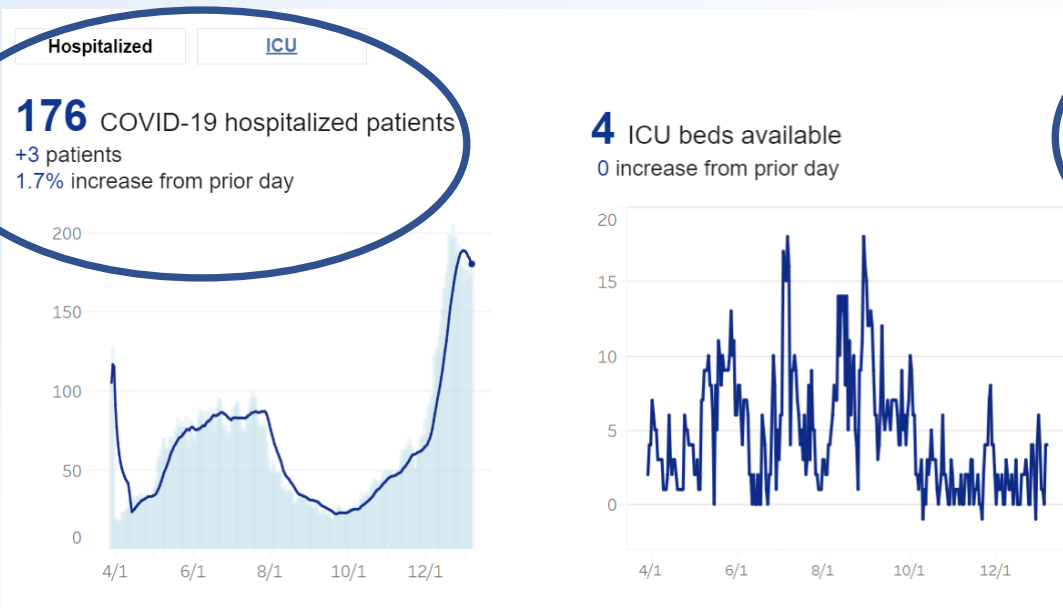


The figures above differ from the state calculations in the following ways:  
Labs are counted by result date, Includes inmate population, case rate does not include an adjustment factor

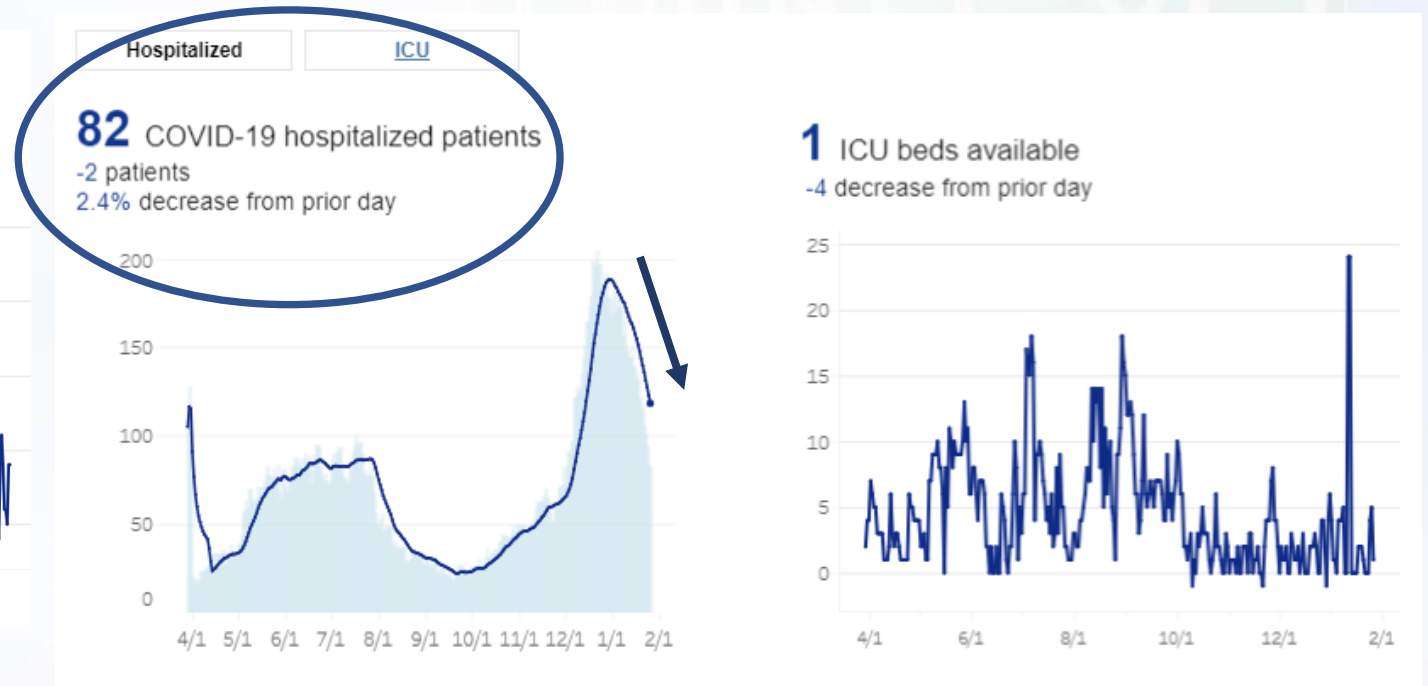
# COVID-19 Hospitalized & ICU Availability

<https://covid19.ca.gov/state-dashboard/>

Update: January 8, 2021



Update: January 27, 2021



- 2-day lag
- Data changes by the hour

# Regional Stay Home Order Lifted

Source: <https://covid19.ca.gov/stay-home-except-for-essential-needs/#regional-stay-home-order>

Tier assignments may occur any day of the week and may occur more than once a week. Select a county to see what region it's in.



Last Updated 1/25/2021

## STATEWIDE METRICS

105.4 New COVID-19 positive cases per day per 100K

15.2% Positivity rate (7-day average)

0.0% ICU availability

Click on the map for updated metrics

## REGIONAL STAY HOME ORDERS

Regions Counties Population

No 5 58 40,129,160 100.0%

**Regional Stay Home Order ends January 25, 2021.**  
County restrictions will return to their appropriate tier under the Blueprint for a Safer Economy. Other state orders are still in place. See your tier on the [Counties map](#).

# Imperial County Tier Assignment & Metrics

<https://covid19.ca.gov/safer-economy/#county-status>



## LAST WEEK – 1/19

### Imperial County

71.9 COVID-19 cases per day/100K  
69.9 Adjusted case rate for tier assignment  
16.6% Positivity rate (7-day average)  
17.6% Health equity quartile positivity rate

## THIS WEEK – 1/26

### Imperial County

39.8 COVID-19 cases per day/100K  
40.7 Adjusted case rate for tier assignment  
13.7% Positivity rate (7-day average)  
16.7% Health equity quartile positivity rate



# Blueprint for a Safer Economy

Last updated January 25, 2021 at 12:46 PM

## Regional Stay Home Order ends January 25, 2021

Counties return to their appropriate tier under the Blueprint for a Safer Economy. Other state orders are still in place. See details on the [About COVID-19 restrictions page](#).

California has a blueprint for reducing COVID-19 in the state with revised criteria for loosening and tightening restrictions on activities.

## Find the status for activities in your county

County

Imperial

⊗ Clear

Activity

Enter a business or activity

GET LATEST RISK LEVELS

## Imperial

Region: Southern California

WIDESPREAD

Many non-essential indoor business operations are closed. [Understand the data.](#)

Counties can restrict further. Check your [county's website](#).

<https://covid19.ca.gov/safer-economy/>

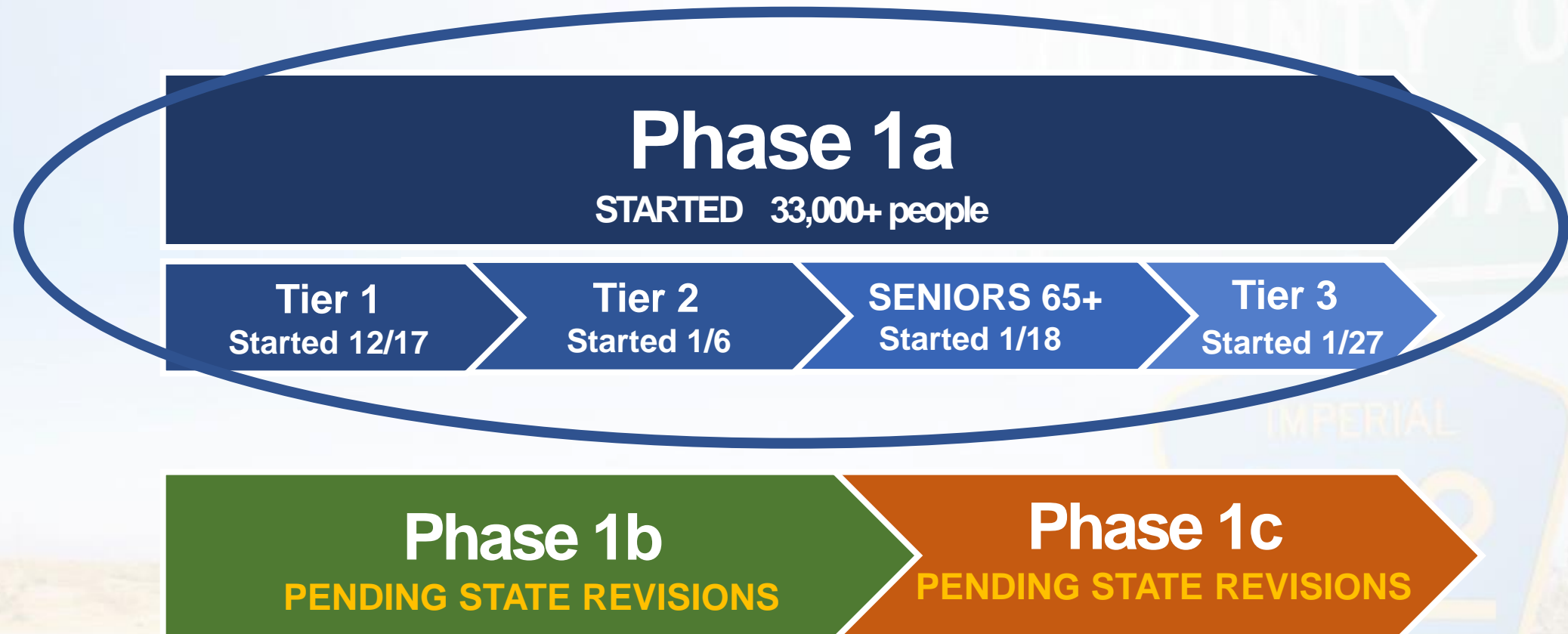
# Let's keep the downward trend going!

## Don't let your guard down

- Stay home if you are sick
- Wash your hands often
- Wear a face cover when out in public
- Stay at least 6 ft from others not in your household
- Avoid crowds
- Clean and disinfect
- Monitor your health



# COVID-19 Vaccine Prioritization Overview



Subject to change based on information from the California Department of Public Health or State of California

# COVID-19 Vaccine Received/Used as of 1/27

## Received

## Administered

DECEMBER 17, 2020 – JANUARY 27, 2021

1<sup>st</sup> DOSE

9,000



1<sup>st</sup> DOSES

6,700

2<sup>nd</sup> DOSE

3,550



2<sup>nd</sup> DOSES

1,450

Phase 1

TRIAL

2

COUNTY

# **COVID-19 Vaccine** Pending to Receive

Pending THIS WEEK

0

Pending NEXT Week

1,675 1<sup>st</sup> doses and 300 2<sup>nd</sup> doses

(PHD)



# COVID-19: Vaccine Dashboard

<https://covid19.ca.gov/vaccines/>



Total Doses Administered  
0  682,556

**Imperial**  
Total Doses Administered by County of Residence: **6,371**

## Total Doses Administered

2,730,262

Find a County (County of Residence)

Highlight County

 Click on the map for updated metrics

**Thank you**



[www.icphd.org](http://www.icphd.org)