

COVID-19

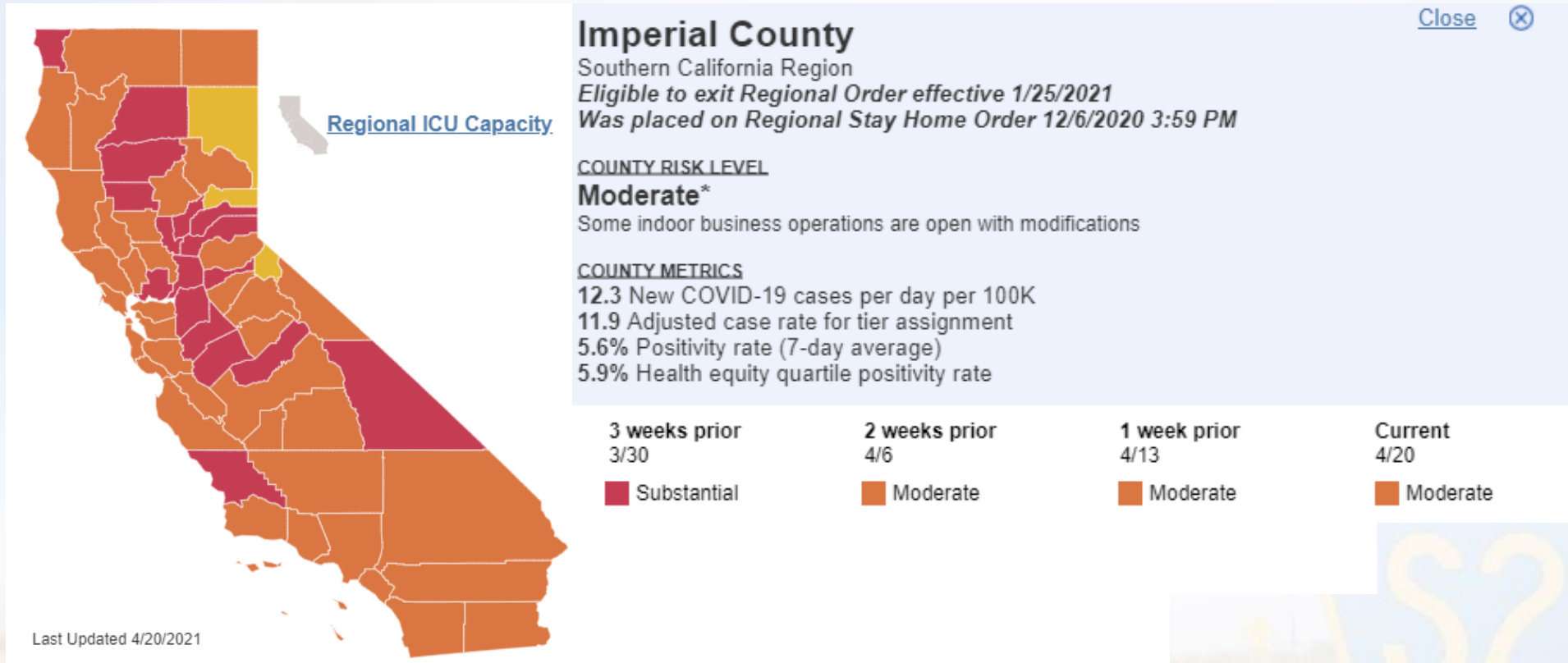
(coronavirus disease 2019)

Press Conference

April 22, 2021



Imperial County Tier Assignment & Metrics



<https://covid19.ca.gov/safer-economy/>

Movement to a More Restrictive Tier

<https://www.cdph.ca.gov/Programs/CID/DCDC/Pages/COVID-19/COVID19CountyMonitoringOverview.aspx>




*If a county's adjusted case rate AND test positivity has fallen within a more restrictive tier for 2 consecutive weekly periods, the state will review the most recent 10 days of data, including hospitalization data, and if it determines there are objective signs of stability or improvement the county may remain in the tier.

If the county's most recent 10 days data does not show objective signs of stability or improvement the county must revert to the more restrictive tier.

Your Internet browser may be loading the page from its cache and may not reflect the most recent data. Please refresh your page and/or cache to view the most current version of the data. This dashboard provides surveillance information about the Coronavirus Disease 2019 (COVID-19). Data used to produce this dashboard is updated daily but is considered preliminary and subject to change as a result of ongoing investigations being conducted by the Imperial County Public Health Department.


Please note that only diagnostic tests from approved laboratories are reflected on this dashboard.

Total Tests

 **125,034**


Evaluaciones Totales

Negative Tests

 **99,336**

Evaluaciones Negativas

Total Positive Cases

 **25,698**

Total de Casos Positivos

Active

 **149**


Activos

Recovered

 **24,833**

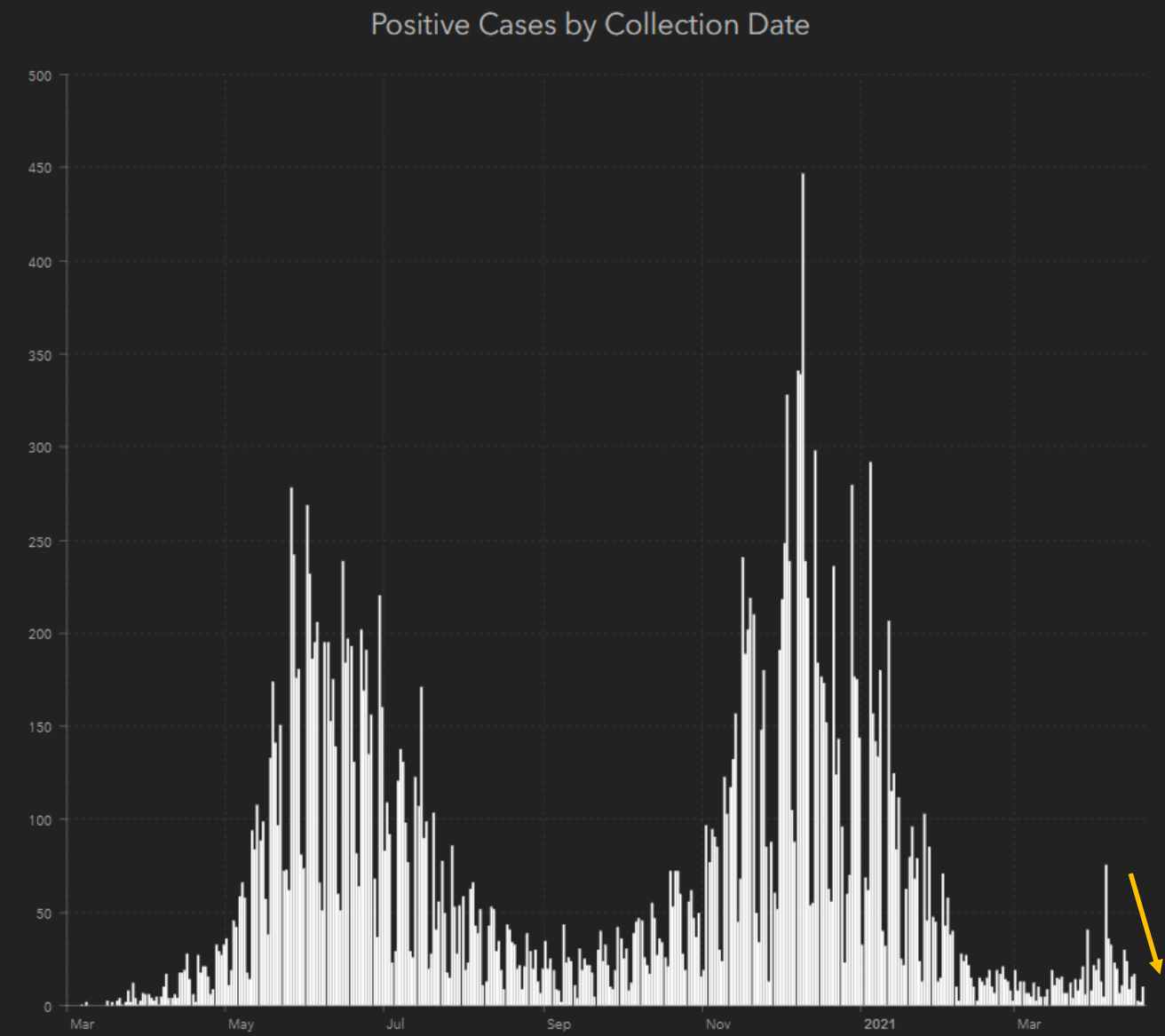
Recuperados

Deaths

 **716**

Defunciones

Data Last Updated (Última Actualización):
4/22/2021 8:30 AM



Cases by Location	
92231	Total Cases: 7,106 Active Cases: 41 Total Recovered: 6,837 Deaths: 228
92243	Total Cases: 7,030 Active Cases: 38 Total Recovered: 6,768 Deaths: 224
92227	Total Cases: 4,216 Active Cases: 30 Total Recovered: 4,086 Deaths: 100
92251	Total Cases: 2,911 Active Cases: 19 Total Recovered: 2,840 Deaths: 52
92249	Total Cases: 1,123 Active Cases: 6 Total Recovered: 1,090 Deaths: 27
92250	Total Cases: 1,040 Active Cases: 2 Total Recovered: 992 Deaths: 46
92233	Total Cases: 548 Active Cases: 8 Total Recovered: 529 Deaths: 11
92274	Total Cases: 526
Cases by Zip Code Cases by Community	

COVID-19 Vaccine Received/Pending

Received

1st & 2nd DOSES

125,780

Does not include doses received through federal programs

Pending

NEXT WEEK

1st & 2nd doses

10,640

Dec 17, 2020 – Apr 21, 2021



Total Doses Administered

95,101

Total de dosis administradas

Partially Vaccinated (Dose 1 Administered)

56,572

Parcialmente vacunados (Dosis 1 administrada)

Fully Vaccinated

38,529

Vacunados totalmente

% Partially Vaccinated

29.52%

% Parcialmente vacunados

% Fully Vaccinated

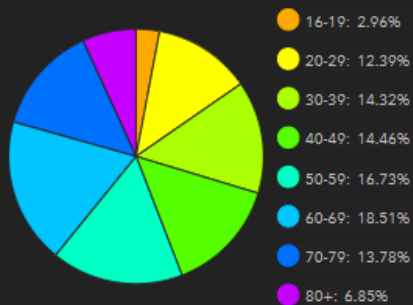
20.10%

% Completamente vacunados

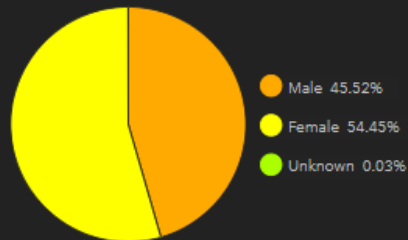
Data Last Updated (Última Actualización):

04/22/2021 8:30 AM

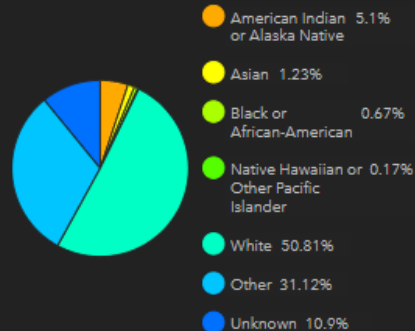
Partially Vaccinated by Age Group



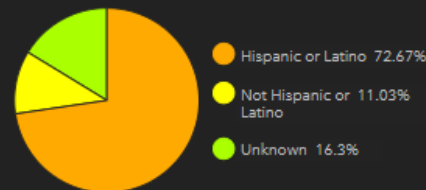
Partially Vaccinated by Gender



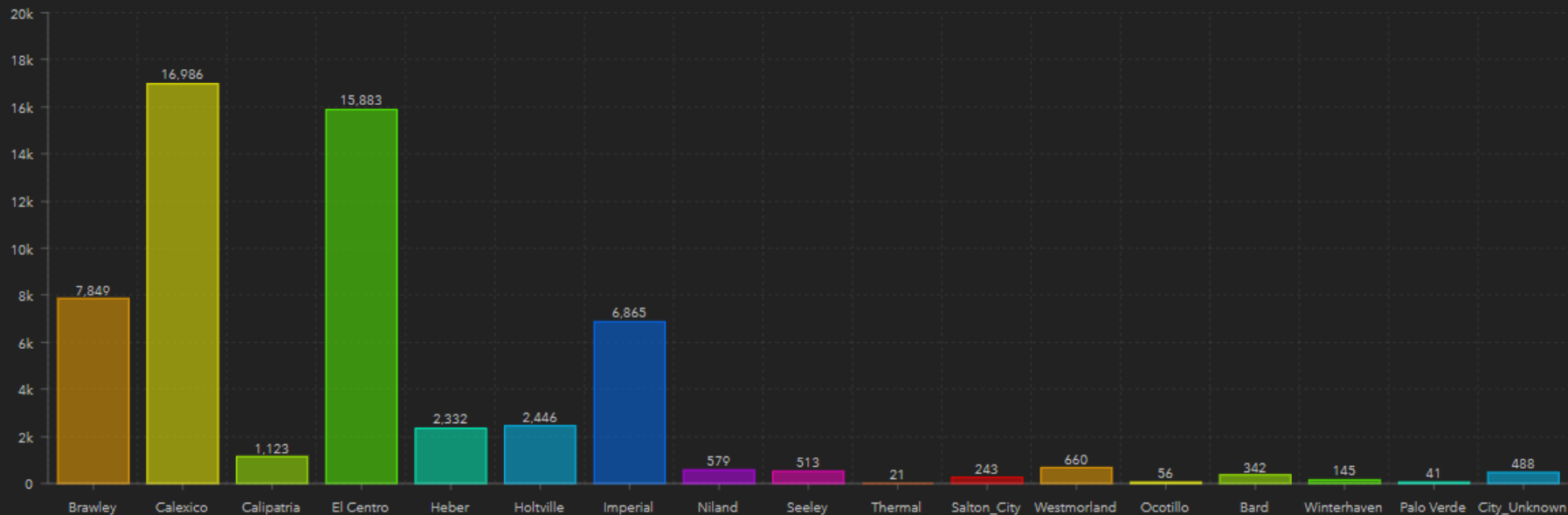
Partially Vaccinated by Race



Partially Vaccinated by Ethnicity



Partially Vaccinated by City



Partially Vaccinated

Fully Vaccinated

Details



126 clinics conducted


12/18/20-4/21/21

49 travel/pop-up

10 mass drive-thru

67 curbside/fixed site


Note: this is only Public Health-led clinics











Please note the Imperial County Public Health Department will be closed to all walk-in services for the public. Department staff will be available to provide assistance by phone to members of the community who have questions related to any of the Department's [essential services](#).

Phone assistance will be available Monday through Friday from 8:00 am to 12:00 pm and 1:00 pm to 5:00 pm. The office will be closed for lunch from 12:00 pm to 1:00 pm. This shall remain in effect until further notice.

[Contact Us](#)

[How Do I...? ▾](#)

Search



Imperial County Public Health Department

[Home](#)

[About Us](#)

[News Media](#)

[Alerts and Recalls](#)

[Be Prepared](#)

[Get Involved](#)

[Report a Health Issue](#)

[Forms](#)

COVID-19 Vaccine

Vaccinate Imperial County



Health Information and Resources

[Data & Statistics](#)

[Health & Wellness](#)

[Health Insurance](#)

[Healthy Facts](#)

[COVID-19](#)

[COVID-19 Data](#)

[COVID-19 Vaccine](#)

[Vaccine Providers](#)

[Vaccine Phases](#)

[Vaccine Resources &
Links](#)

[Subscribe for COVID-
19 Vaccine
Certification](#)

[Health Information And Resources](#) / [Healthy Facts](#) / [Covid 19](#) / [Covid 19 Vaccine](#) / [Vaccine Providers](#)

Vaccine Providers

Select language: [English ▾](#)

Below are links to help individuals find a site that may be receiving vaccine based on priority group you may fall in:

[Imperial County Public Health Department Clinics](#)

[Brawley](#)

[Calexico](#)

[El Centro](#)

[Holtville](#)

[Imperial](#)

[Winterhaven](#)

Vaccines

Last updated April 20, 2021 at 4:04 PM

How do I get a vaccine appointment?

My Turn

Check myturn.ca.gov or call (833) 422-4255 to get a COVID-19 vaccine appointment. If appointments are not available, you can sign up to be notified when they are.

Go to My Turn

VaccineFinder

Some local health authorities have additional vaccination appointments. Use the CDC's [VaccineFinder](#) to find an appointment near you.

Go to VaccineFinder

You can also check with your healthcare provider or local pharmacy.

Thank you



www.icphd.org